



SPA EURO RACE

LOTUS CUP EUROPE

Results Booklet





LOTUS CUP EUROPE

SPA EURO RACE

FREE PRACTICE 1

Classification

No	Driver	Nat	Team	Car	Cl.	Time	Lap	Total	Gap	Kph
1	1 Bence BALOGH	HUN		Evora GT4	V6 Cup	2:37.434	3	10	-	160.2
2	9 Xavier GEORGES	FRA		Exige V6 Cup R	V6 Cup	2:37.629	4	11	+0.195	160.0
3	11 Jason MCINULTY	GBR		Evora GT4	V6 Cup	2:38.743	5	8	+1.309	158.8
4	2 Pieter VERLINDE	BEL		Evora GT4	V6 Cup	2:38.925	6	8	+1.491	158.7
5	18 Steve WILLIAMS	GBR		Evora GT4	V6 Cup	2:38.989	5	8	+1.555	158.6
6	81 Tamas VIZIN	HUN		Exige V6 Cup R	V6 Cup	2:39.170	8	11	+1.736	158.4
7	99 Nikolaj IPSEN	DNK		Exige V6 Cup R	V6 Cup	2:40.135	7	8	+2.701	157.5
8	77 Philippe / Jean Baptiste LOUP	FRA		2-Eleven	211O	2:40.481	4	11	+3.047	157.1
9	41 Anthony FOURNIER	FRA		2-Eleven	211O	2:41.535	10	10	+4.101	156.1
10	17 Thierry VERHIEST	BEL		Exige V6 Cup R	V6 Cup	2:41.623	11	11	+4.189	156.0
11	92 Christophe LISANDRE	FRA		2-Eleven	211O	2:42.473	8	8	+5.039	155.2
12	7 David MCINULTY	GBR		Exige V6 Cup R	V6 Cup	2:43.688	8	8	+6.254	154.0
13	14 Nathalie GENOUD-PRACHEX	FRA		2-Eleven	211O	2:43.718	6	9	+6.284	154.0
14	21 Daniel PALMA	SWE		Exige V6 Cup R	V6 Cup	2:43.763	9	10	+6.329	154.0
15	59 Robin NILSSON	SWE		Exige V6 Cup R	V6 Cup	2:44.258	8	10	+6.824	153.5
16	57 Franck / Chris LAROCHE / LAR	FRA		2-Eleven	211O	2:44.930	6	9	+7.496	152.9
17	12 Ian FENWICK	GBR		2-Eleven	211O	2:47.290	5	9	+9.856	150.7
18	31 István KIRÁLY	HUN		Exige V6 Cup R	V6 Cup	2:49.405	8	11	+11.971	148.8
19	37 Mark YATES	GBR		Elise Cup R	Production	2:51.565	7	8	+14.131	147.0
20	88 Sven PETERSSON	SWE		Elise Cup R	Production	2:52.536	5	7	+15.102	146.1
21	79 Jean-Pierre GENOUD-PRACHE	FRA		2-Eleven	Production	2:53.610	5	9	+16.176	145.2
22	19 Paul PATTISON	GBR		Elise S1	Production	2:56.380	6	7	+18.946	143.0
23	20 Dave CARR	GBR		Elise Cup ES	211O	2:57.485	5	8	+20.051	142.1
24	27 John ENGELBORGHES	BEL		Exige S2	211O	2:59.572	8	8	+22.138	140.4
25	6 Eric LIBOR	FRA		2-Eleven	211O					
26	8 Janos SANTA	HUN		Exige V6 Cup R	V6 Cup					
27	13 Lucas BSCHER	CHE		Exige S2	211O					
28	32 Cai CEDERHOLM	SWE		Elise Cup R	Production					
29	51 David HARVEY	GBR		340R	211O			3		
30	72 Dan PLANT	GBR		Elise S2	Production					
31	113 György BALOGH	HUN		Evora GT4	V6 Cup					
32	142 John RASSE	BEL		Exige V6 Cup R	V6 Cup					

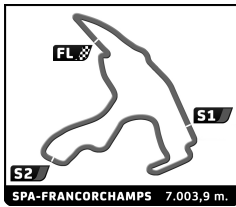
Fastest Lap: Lap 3 | Bence BALOGH | **2:37.434** | 160.2 Kph

Published at:

Track Status: **DRY**

Race Director	Timekeeper:
---------------	-------------





LOTUS CUP EUROPE


SPA EURO RACE

FREE PRACTICE 1

Best Sector Times

Sector 1			Sector 2			Sector 3			Ideal Lap	Best Lap
Pos	No Driver	Time	No Driver	Time	No Driver	Time	Pos	No Driver		
1	18 S.WILLIAMS	44.257	9 X.GEORGES	1:12.105	9 X.GEORGES	40.270	1	9 X.GEORGES	2:37.078	2:37.629 (2)
2	2 P.VERLINDE	44.516	2 P.VERLINDE	1:12.863	11 J.MCINULTY	40.547	2	11 J.MCINULTY	2:38.377	2:38.743 (3)
3	9 X.GEORGES	44.703	77 P.LOUP / LOUP	1:12.955	18 S.WILLIAMS	40.756	3	2 P.VERLINDE	2:38.574	2:38.925 (4)
4	11 J.MCINULTY	44.745	11 J.MCINULTY	1:13.085	99 N.IPSEN	40.794	4	18 S.WILLIAMS	2:38.989	2:38.989 (5)
5	21 D.PALMA	45.095	99 N.IPSEN	1:13.701	2 P.VERLINDE	41.195	5	99 N.IPSEN	2:39.668	2:40.135 (7)
6	99 N.IPSEN	45.173	57 F.LAROCHE / LAROCHE	1:13.965	77 P.LOUP / LOUP	41.220	6	77 P.LOUP / LOUP	2:39.976	2:40.481 (8)
7	17 T.VERHIEST	45.244	18 S.WILLIAMS	1:13.976	17 T.VERHIEST	41.431	7	17 T.VERHIEST	2:41.401	2:41.623 (10)
8	77 P.LOUP / LOUP	45.801	14 N.GENOUUD-PRACHEX	1:14.357	59 R.NILSSON	41.693	8	59 R.NILSSON	2:42.333	2:44.258 (15)
9	59 R.NILSSON	45.835	17 T.VERHIEST	1:14.726	7 D.MCINULTY	41.825	9	21 D.PALMA	2:42.910	2:43.763 (14)
10	7 D.MCINULTY	46.548	59 R.NILSSON	1:14.805	21 D.PALMA	41.929	10	14 N.GENOUUD-PRACHEX	2:43.504	2:43.718 (13)
11	14 N.GENOUUD-PRACHEX	47.111	7 D.MCINULTY	1:15.173	14 N.GENOUUD-PRACHEX	42.036	11	7 D.MCINULTY	2:43.546	2:43.688 (12)
12	57 F.LAROCHE / LAROCHE	47.710	12 I.FENWICK	1:15.334	57 F.LAROCHE / LAROCHE	42.115	12	57 F.LAROCHE / LAROCHE	2:43.790	2:44.930 (16)
13	12 I.FENWICK	48.369	21 D.PALMA	1:15.886	12 I.FENWICK	43.094	13	12 I.FENWICK	2:46.797	2:47.290 (17)
14	37 M.YATES	50.106	88 S.PETTERSSON	1:16.511	79 J.GENOUUD-PRACHEX	43.927	14	37 M.YATES	2:51.114	2:51.565 (19)
15	88 S.PETTERSSON	50.759	37 M.YATES	1:16.959	37 M.YATES	44.049	15	88 S.PETTERSSON	2:51.653	2:52.536 (20)
16	20 D.CARR	50.829	79 J.GENOUUD-PRACHEX	1:18.219	88 S.PETTERSSON	44.383	16	79 J.GENOUUD-PRACHEX	2:53.092	2:53.610 (21)
17	27 J.ENGELBORGHES	50.830	19 P.PATTISON	1:19.741	19 P.PATTISON	45.486	17	19 P.PATTISON	2:56.380	2:56.380 (22)
18	79 J.GENOUUD-PRACHEX	50.946	20 D.CARR	1:20.187	20 D.CARR	45.548	18	20 D.CARR	2:56.564	2:57.485 (23)
19	19 P.PATTISON	51.153	27 J.ENGELBORGHES	1:22.372	27 J.ENGELBORGHES	46.370	19	27 J.ENGELBORGHES	2:59.572	2:59.572 (24)





LOTUS CUP EUROPE SPA EURO RACE FREE PRACTICE 1

Best Top Speed

No Driver	Team	Class	Top 1		Top 2		Top 3		Top 4		Top 5		Avg
			Kph	Lap	Kph	Lap	Kph	Lap	Kph	Lap	Kph	Lap	
11 Jason MCINULTY		V6 Cup	237.4	5	235.8	4	235.3	7	234.8	6	234.3	3	235,5
2 Pieter VERLINDE		V6 Cup	236.8	6	236.3	7	234.8	5	229.3	3	224.5	4	232,3
9 Xavier GEORGES		V6 Cup	235.8	5	234.8	11	234.3	3	234.3	7	233.8	8	234,6
21 Daniel PALMA		V6 Cup	234.8	9	233.3	7	232.3	10	229.8	5	227.8	8	231,6
7 David MCINULTY		V6 Cup	230.3	8	229.8	6	222.7	7	217.3	5	204.2	4	220,9
17 Thierry VERHIEST		V6 Cup	228.3	9	228.3	8	227.4	7	225.5	10	224.5	11	226,8
59 Robin NILSSON		V6 Cup	227.8	10	226.4	9	223.6	7	221.3	8	213.9	6	222,6
18 Steve WILLIAMS		V6 Cup	227.4	5	226.4	8	220.4	2	216.0	7	204.9	6	219,0
77 Philippe / Jean Baptiste LOUI		2110	226.9	11	226.4	4	225.9	8	224.5	2	219.5	7	224,6
99 Nikolaj IPSEN		V6 Cup	226.4	5	225.0	7	219.5	6	216.9	2	212.6	3	220,1
14 Nathalie GENOUD-PRACHE		2110	219.5	9	218.2	6	215.6	3	215.6	7	215.1	8	216,8
12 Ian FENWICK		2110	216.0	8	216.0	9	213.4	3	212.2	4	210.1	6	213,5
57 Franck / Chris LAROCHE / L		2110	213.0	7	213.0	9	210.9	2	210.9	5	210.9	6	211,7
37 Mark YATES		Production	207.3	7	206.1	6	205.7	3	205.7	4	204.9	2	205,9
20 Dave CARR		2110	206.5	6	204.2	3	203.8	4	203.8	8	202.2	5	204,1
79 Jean-Pierre GENOUD-PRACH		Production	205.7	6	204.5	9	204.2	5	203.8	4	198.5	3	203,3
27 John ENGELBORGHES		2110	203.4	8	201.9	4	199.6	5	197.1	3	191.8	7	198,8
88 Sven PETTERSSON		Production	203.0	4	203.0	5	203.0	6	200.0	3	163.1	1	194,4
19 Paul PATTISON		Production	200.4	4	197.4	3	195.7	6	176.5	5	174.8	7	189,0
51 David HARVEY		2110	181.8	2	169.0	3	144.4	1					165,1
1 Bence BALOGH		V6 Cup											
8 Janos SANTA		V6 Cup											
31 István KIRÁLY		V6 Cup											
81 Tamas VIZIN		V6 Cup											
113 György BALOGH		V6 Cup											
142 John RASSE		V6 Cup											
6 Eric LIBOR		2110											
13 Lucas BSCHER		2110											
41 Anthony FOURNIER		2110											
92 Christophe LISANDRE		2110											
32 Cai CEDERHOLM		Production											
72 Dan PLANT		Production											





LOTUS CUP EUROPE


SPA EURO RACE

FREE PRACTICE 1

Fastest Lap Sequence

Elapsed	No	Driver	Team	Car	Class	Time	Kph	Lap
5:35.892	11	Jason MCINULTY		Evora GT4	V6 Cup	2:40.617	157.0	2
5:49.457	9	Xavier GEORGES		Exige V6 Cup R	V6 Cup	2:38.682	158.9	2
8:27.639	9	Xavier GEORGES		Exige V6 Cup R	V6 Cup	2:38.182	159.4	3
11:05.268	9	Xavier GEORGES		Exige V6 Cup R	V6 Cup	2:37.629	160.0	4
14:02.757	1	Bence BALOGH		Evora GT4	V6 Cup	2:37.434	160.2	3






LOTUS CUP EUROPE SPA EURO RACE FREE PRACTICE 1

Sector Analysis

■ Personal Best ■ Session Best ■ Crossing the finish line in the pit lane

Lap	Time	Sector 1	Sector 2	Sector 3	T.Spd	Elapsed	Lap	Time	Sector 1	Sector 2	Sector 3	T.Spd	Elapsed		
1	Bence BALOGH						HUN	6	2:58.724 B	46.656	1:16.087	55.981	234.8	18:38.570	
							Evora GT4	7	6:58.775	4:59.816	1:17.817	41.142	235.3	25:37.345	
1	8:45.227					8:45.227	8	2:53.321 B	45.320	1:14.010	53.991	231.8	28:30.666		
2	2:40.096					11:25.323									
3	2:37.434					14:02.757									
4	2:37.549					16:40.306									
5	2:37.546					19:17.852									
6	2:41.640					21:59.492									
7	2:38.799					24:38.291									
8	2:38.248					27:16.539									
9	2:39.727					29:56.266									
10	2:37.627					32:33.893									
2	Pieter VERLINDE						BEL	12	Ian FENWICK						GBR
							Evora GT4								2-Eleven
1	9:18.486	7:08.704	1:24.582	45.200	158.1	9:18.486	1	3:21.895	1:15.233	1:22.323	44.339	136.7	3:21.895		
2	2:48.048	50.722	1:14.966	42.360	201.1	12:06.534	2	2:52.320	49.968	1:17.777	44.575	187.5	6:14.215		
3	2:53.216 B	46.093	1:14.050	53.073	229.3	14:59.750	3	2:48.846	48.369	1:16.242	44.235	213.4	9:03.061		
4	4:39.670	2:45.308	1:13.167	41.195	224.5	19:39.420	4	2:48.353	48.798	1:16.238	43.317	212.2	11:51.414		
5	2:39.405	44.832	1:13.132	41.441	234.8	22:18.825	5	2:47.290	48.640	1:15.556	43.094	199.3	14:38.704		
6	2:38.925	44.693	1:12.863	41.369	236.8	24:57.750	6	3:05.155 B	49.699	1:16.687	58.769	210.1	17:43.859		
7	2:43.640	44.516	1:15.546	43.578	236.3	27:41.390	7	4:27.665	2:28.685	1:15.707	43.273	198.5	22:11.524		
8	2:55.576 B	46.556	1:14.122	54.898	185.9	30:36.966	8	3:03.775 B	49.035	1:15.334	59.406	216.0	25:15.299		
							9	4:28.257 B	2:11.972	1:16.874	59.411	216.0	29:43.556		
7	David MCINULTY						GBR	14	Nathalie GENOUD-PRACHEX						FRA
							Exige V6 Cup R								2-Eleven
1	3:14.357	1:00.827	1:26.514	47.016	165.1	3:14.357	1	3:52.957	1:42.770	1:25.327	44.860	147.5	3:52.957		
2	3:04.702	51.211	1:27.568	45.923	188.2	6:19.059	2	2:49.914	48.894	1:17.729	43.291	212.6	6:42.871		
3	3:16.772 B	49.049	1:24.045	1:03.678	188.5	9:35.831	3	2:47.490	48.617	1:16.261	42.612	215.6	9:30.361		
4	7:46.657	5:43.311	1:20.044	43.302	204.2	17:22.488	4	2:47.023	48.802	1:16.072	42.149	208.1	12:17.384		
5	2:46.174	47.477	1:16.812	41.885	217.3	20:08.662	5	2:44.296	47.223	1:15.037	42.036	208.9	15:01.680		
6	2:56.437 B	46.548	1:15.173	54.716	229.8	23:05.099	6	2:43.718	47.111	1:14.357	42.250	218.2	17:45.398		
7	4:40.652	2:41.791	1:16.300	42.561	222.7	27:45.751	7	2:58.306 B	47.397	1:14.929	55.980	215.6	20:43.704		
8	2:43.688	46.670	1:15.193	41.825	230.3	30:29.439	8	5:10.209	3:12.346	1:15.344	42.519	215.1	25:53.913		
							9	3:00.336 B	47.990	1:15.862	56.484	219.5	28:54.249		
9	Xavier GEORGES						FRA	17	Thierry VERHIEST						BEL
							Exige V6 Cup R								Exige V6 Cup R
1	3:10.775	59.092	1:25.182	46.501	167.2	3:10.775	1	3:24.899	1:18.148	1:22.825	43.926	148.6	3:24.899		
2	2:38.682	45.432	1:12.935	40.315	230.3	5:49.457	2	2:48.290	47.355	1:18.200	42.735	185.2	6:13.189		
3	2:38.182	44.951	1:12.961	40.270	234.3	8:27.639	3	2:46.643	46.292	1:17.596	42.755	198.9	8:59.832		
4	2:37.629	44.894	1:12.105	40.630	233.3	11:05.268	4	2:45.332	46.416	1:16.393	42.523	217.7	11:45.164		
5	2:50.873 B	44.703	1:12.537	53.633	235.8	13:56.141	5	2:44.231	45.854	1:16.334	42.043	220.4	14:29.395		
6	4:06.348	2:11.867	1:12.712	41.769	228.3	18:02.489	6	2:45.109	45.912	1:17.100	42.097	215.1	17:14.504		
7	2:39.404	44.782	1:13.384	41.238	234.3	20:41.893	7	2:42.533	45.709	1:15.093	41.731	227.4	19:57.037		
8	3:10.476 B	46.356	1:21.585	1:02.535	233.8	23:52.369	8	2:42.240	45.469	1:15.045	41.726	228.3	22:39.277		
9	3:00.038	1:03.120	1:14.166	42.752	229.8	26:52.407	9	2:41.841	45.581	1:14.726	41.534	228.3	25:21.118		
10	2:42.907	49.350	1:12.445	41.112	218.2	29:35.314	10	2:42.269	45.268	1:15.379	41.622	225.5	28:03.387		
11	2:39.881	45.088	1:14.215	40.578	234.8	32:15.195	11	2:41.623	45.244	1:14.948	41.431	224.5	30:45.010		
11	Jason MCINULTY						GBR	18	Steve WILLIAMS						GBR
							Evora GT4								Evora GT4
1	2:55.275	56.259	1:16.820	42.196	204.2	2:55.275	1	3:47.218	1:40.152	1:22.501	44.565	173.9	3:47.218		
2	2:40.617	45.487	1:13.237	41.893	232.8	5:35.892	2	2:42.936	45.820	1:15.933	41.183	220.4	6:30.154		
3	2:52.161 B	45.689	1:13.358	53.114	234.3	8:28.053	3	3:00.081 B	45.858	1:16.586	57.637	199.3	9:30.235		
4	4:33.050	2:39.065	1:13.438	40.547	235.8	13:01.103	4	4:03.839	2:06.274	1:16.156	41.409	178.2	13:34.074		
5	2:38.743	44.745	1:13.085	40.913	237.4	15:39.846	5	2:38.989	44.257	1:13.976	40.756	227.4	16:13.063		
							6	2:55.206 B	45.782	1:18.953	50.471	204.9	19:08.269		
							7	5:09.174	3:13.159	1:15.145	40.870	216.0	24:17.443		
							8	3:08.800 B	44.564	1:24.409	59.827	226.4	27:26.243		
19	Paul PATTISON						GBR	19	Paul PATTISON						GBR
							Elise S1								Elise S1
1	4:15.446	1:49.685	1:33.539	52.222	133.7	4:15.446	1	4:15.446	1:49.685	1:33.539	52.222	133.7	4:15.446		
2	3:07.968	54.960	1:25.480	47.528	166.9	7:23.414	2	3:07.968	54.960	1:25.480	47.528	166.9	7:23.414		






LOTUS CUP EUROPE SPA EURO RACE FREE PRACTICE 1

Sector Analysis

■ Personal Best ■ Session Best ■ Crossing the finish line in the pit lane

Lap	Time	Sector 1	Sector 2	Sector 3	T.Spd	Elapsed	Lap	Time	Sector 1	Sector 2	Sector 3	T.Spd	Elapsed																																																																																				
20 Dave CARR GBR Elise Cup ES							<table border="1"> <thead> <tr> <th>Lap</th><th>Time</th><th>Sector 1</th><th>Sector 2</th><th>Sector 3</th><th>T.Spd</th><th>Elapsed</th></tr> </thead> <tbody> <tr><td>1</td><td>8:34.544</td><td>6:24.115</td><td>1:24.239</td><td>46.190</td><td>190.5</td><td>8:34.544</td></tr> <tr><td>2</td><td>2:56.436</td><td>51.488</td><td>1:19.707</td><td>45.241</td><td>204.9</td><td>11:30.980</td></tr> <tr><td>3</td><td>2:52.837</td><td>50.893</td><td>1:17.413</td><td>44.531</td><td>205.7</td><td>14:23.817</td></tr> <tr><td>4</td><td>3:05.903 B</td><td>50.532</td><td>1:17.579</td><td>57.792</td><td>205.7</td><td>17:29.720</td></tr> <tr><td>5</td><td>5:04.728</td><td>3:01.018</td><td>1:18.607</td><td>45.103</td><td>196.7</td><td>22:34.448</td></tr> <tr><td>6</td><td>2:51.593</td><td>50.585</td><td>1:16.959</td><td>44.049</td><td>206.1</td><td>25:26.041</td></tr> <tr><td>7</td><td>2:51.565</td><td>50.106</td><td>1:17.130</td><td>44.329</td><td>207.3</td><td>28:17.606</td></tr> <tr><td>8</td><td>3:11.887 B</td><td>52.389</td><td>1:21.818</td><td>57.680</td><td>158.1</td><td>31:29.493</td></tr> </tbody> </table>							Lap	Time	Sector 1	Sector 2	Sector 3	T.Spd	Elapsed	1	8:34.544	6:24.115	1:24.239	46.190	190.5	8:34.544	2	2:56.436	51.488	1:19.707	45.241	204.9	11:30.980	3	2:52.837	50.893	1:17.413	44.531	205.7	14:23.817	4	3:05.903 B	50.532	1:17.579	57.792	205.7	17:29.720	5	5:04.728	3:01.018	1:18.607	45.103	196.7	22:34.448	6	2:51.593	50.585	1:16.959	44.049	206.1	25:26.041	7	2:51.565	50.106	1:17.130	44.329	207.3	28:17.606	8	3:11.887 B	52.389	1:21.818	57.680	158.1	31:29.493																					
Lap	Time	Sector 1	Sector 2	Sector 3	T.Spd	Elapsed																																																																																											
1	8:34.544	6:24.115	1:24.239	46.190	190.5	8:34.544																																																																																											
2	2:56.436	51.488	1:19.707	45.241	204.9	11:30.980																																																																																											
3	2:52.837	50.893	1:17.413	44.531	205.7	14:23.817																																																																																											
4	3:05.903 B	50.532	1:17.579	57.792	205.7	17:29.720																																																																																											
5	5:04.728	3:01.018	1:18.607	45.103	196.7	22:34.448																																																																																											
6	2:51.593	50.585	1:16.959	44.049	206.1	25:26.041																																																																																											
7	2:51.565	50.106	1:17.130	44.329	207.3	28:17.606																																																																																											
8	3:11.887 B	52.389	1:21.818	57.680	158.1	31:29.493																																																																																											
41 Anthony FOURNIER FRA 2-Eleven							<table border="1"> <thead> <tr> <th>Lap</th><th>Time</th><th>Sector 1</th><th>Sector 2</th><th>Sector 3</th><th>T.Spd</th><th>Elapsed</th></tr> </thead> <tbody> <tr><td>1</td><td>3:50.701</td><td></td><td></td><td></td><td></td><td>3:50.701</td></tr> <tr><td>2</td><td>2:52.915</td><td></td><td></td><td></td><td></td><td>6:43.616</td></tr> <tr><td>3</td><td>2:47.395</td><td></td><td></td><td></td><td></td><td>9:31.011</td></tr> <tr><td>4</td><td>2:46.012</td><td></td><td></td><td></td><td></td><td>12:17.023</td></tr> <tr><td>5</td><td>2:44.162</td><td></td><td></td><td></td><td></td><td>15:01.185</td></tr> <tr><td>6</td><td>2:43.434</td><td></td><td></td><td></td><td></td><td>17:44.619</td></tr> <tr><td>7</td><td>3:06.883 B</td><td></td><td></td><td></td><td></td><td>20:51.502</td></tr> <tr><td>8</td><td>4:37.896</td><td></td><td></td><td></td><td></td><td>25:29.398</td></tr> <tr><td>9</td><td>2:41.628</td><td></td><td></td><td></td><td></td><td>28:11.026</td></tr> <tr><td>10</td><td>2:41.535</td><td></td><td></td><td></td><td></td><td>30:52.561</td></tr> </tbody> </table>							Lap	Time	Sector 1	Sector 2	Sector 3	T.Spd	Elapsed	1	3:50.701					3:50.701	2	2:52.915					6:43.616	3	2:47.395					9:31.011	4	2:46.012					12:17.023	5	2:44.162					15:01.185	6	2:43.434					17:44.619	7	3:06.883 B					20:51.502	8	4:37.896					25:29.398	9	2:41.628					28:11.026	10	2:41.535					30:52.561							
Lap	Time	Sector 1	Sector 2	Sector 3	T.Spd	Elapsed																																																																																											
1	3:50.701					3:50.701																																																																																											
2	2:52.915					6:43.616																																																																																											
3	2:47.395					9:31.011																																																																																											
4	2:46.012					12:17.023																																																																																											
5	2:44.162					15:01.185																																																																																											
6	2:43.434					17:44.619																																																																																											
7	3:06.883 B					20:51.502																																																																																											
8	4:37.896					25:29.398																																																																																											
9	2:41.628					28:11.026																																																																																											
10	2:41.535					30:52.561																																																																																											
51 David HARVEY GBR 340R							<table border="1"> <thead> <tr> <th>Lap</th><th>Time</th><th>Sector 1</th><th>Sector 2</th><th>Sector 3</th><th>T.Spd</th><th>Elapsed</th></tr> </thead> <tbody> <tr><td>1</td><td>4:35.930 B</td><td>1:56.207</td><td>1:35.622</td><td>1:04.101</td><td>144.4</td><td>4:35.930</td></tr> <tr><td>2</td><td>5:12.822 B</td><td>2:16.107</td><td>1:41.046</td><td>1:15.669</td><td>181.8</td><td>9:48.752</td></tr> <tr><td>3</td><td>15:15.925 B</td><td>...</td><td>1:46.318</td><td>1:12.914</td><td>169.0</td><td>25:04.677</td></tr> </tbody> </table>							Lap	Time	Sector 1	Sector 2	Sector 3	T.Spd	Elapsed	1	4:35.930 B	1:56.207	1:35.622	1:04.101	144.4	4:35.930	2	5:12.822 B	2:16.107	1:41.046	1:15.669	181.8	9:48.752	3	15:15.925 B	...	1:46.318	1:12.914	169.0	25:04.677																																																								
Lap	Time	Sector 1	Sector 2	Sector 3	T.Spd	Elapsed																																																																																											
1	4:35.930 B	1:56.207	1:35.622	1:04.101	144.4	4:35.930																																																																																											
2	5:12.822 B	2:16.107	1:41.046	1:15.669	181.8	9:48.752																																																																																											
3	15:15.925 B	...	1:46.318	1:12.914	169.0	25:04.677																																																																																											
57 Franck / Chris LAROCHE / LAROCHE FRA 2-Eleven							<table border="1"> <thead> <tr> <th>Lap</th><th>Time</th><th>Sector 1</th><th>Sector 2</th><th>Sector 3</th><th>T.Spd</th><th>Elapsed</th></tr> </thead> <tbody> <tr><td>1</td><td>3:34.170</td><td>1:25.274</td><td>1:22.637</td><td>46.259</td><td>150.6</td><td>3:34.170</td></tr> <tr><td>2</td><td>2:47.895</td><td>50.028</td><td>1:14.981</td><td>42.886</td><td>210.9</td><td>6:22.065</td></tr> <tr><td>3</td><td>3:00.950 B</td><td>48.086</td><td>1:17.983</td><td>54.881</td><td>210.1</td><td>9:23.015</td></tr> <tr><td>4</td><td>3:58.502</td><td>2:00.204</td><td>1:15.842</td><td>42.456</td><td>209.7</td><td>13:21.517</td></tr> <tr><td>5</td><td>2:46.561</td><td>49.254</td><td>1:15.192</td><td>42.115</td><td>210.9</td><td>16:08.078</td></tr> <tr><td>6</td><td>2:44.930</td><td>47.969</td><td>1:13.965</td><td>42.996</td><td>210.9</td><td>18:53.008</td></tr> <tr><td>7</td><td>2:54.788 B</td><td>47.710</td><td>1:14.437</td><td>52.641</td><td>213.0</td><td>21:47.796</td></tr> <tr><td>8</td><td>7:53.061</td><td>5:55.832</td><td>1:14.789</td><td>42.440</td><td>202.6</td><td>29:40.857</td></tr> <tr><td>9</td><td>2:45.385</td><td>47.984</td><td>1:14.502</td><td>42.899</td><td>213.0</td><td>32:26.242</td></tr> </tbody> </table>							Lap	Time	Sector 1	Sector 2	Sector 3	T.Spd	Elapsed	1	3:34.170	1:25.274	1:22.637	46.259	150.6	3:34.170	2	2:47.895	50.028	1:14.981	42.886	210.9	6:22.065	3	3:00.950 B	48.086	1:17.983	54.881	210.1	9:23.015	4	3:58.502	2:00.204	1:15.842	42.456	209.7	13:21.517	5	2:46.561	49.254	1:15.192	42.115	210.9	16:08.078	6	2:44.930	47.969	1:13.965	42.996	210.9	18:53.008	7	2:54.788 B	47.710	1:14.437	52.641	213.0	21:47.796	8	7:53.061	5:55.832	1:14.789	42.440	202.6	29:40.857	9	2:45.385	47.984	1:14.502	42.899	213.0	32:26.242														
Lap	Time	Sector 1	Sector 2	Sector 3	T.Spd	Elapsed																																																																																											
1	3:34.170	1:25.274	1:22.637	46.259	150.6	3:34.170																																																																																											
2	2:47.895	50.028	1:14.981	42.886	210.9	6:22.065																																																																																											
3	3:00.950 B	48.086	1:17.983	54.881	210.1	9:23.015																																																																																											
4	3:58.502	2:00.204	1:15.842	42.456	209.7	13:21.517																																																																																											
5	2:46.561	49.254	1:15.192	42.115	210.9	16:08.078																																																																																											
6	2:44.930	47.969	1:13.965	42.996	210.9	18:53.008																																																																																											
7	2:54.788 B	47.710	1:14.437	52.641	213.0	21:47.796																																																																																											
8	7:53.061	5:55.832	1:14.789	42.440	202.6	29:40.857																																																																																											
9	2:45.385	47.984	1:14.502	42.899	213.0	32:26.242																																																																																											
59 Robin NILSSON SWE Exige V6 Cup R							<table border="1"> <thead> <tr> <th>Lap</th><th>Time</th><th>Sector 1</th><th>Sector 2</th><th>Sector 3</th><th>T.Spd</th><th>Elapsed</th></tr> </thead> <tbody> <tr><td>1</td><td>3:20.496</td><td>1:14.610</td><td>1:22.117</td><td>43.769</td><td>156.5</td><td>3:20.496</td></tr> <tr><td>2</td><td>2:51.148</td><td>47.934</td><td>1:19.920</td><td>43.294</td><td>209.3</td><td>6:11.644</td></tr> <tr><td>3</td><td>2:47.659</td><td>47.140</td><td>1:17.171</td><td>43.348</td><td>190.1</td><td>8:59.303</td></tr> <tr><td>4</td><td>3:14.227</td><td>58.048</td><td>1:25.288</td><td>50.891</td><td>163.1</td><td>12:13.530</td></tr> <tr><td>5</td><td>2:57.168 B</td><td>46.394</td><td>1:14.933</td><td>55.841</td><td>213.4</td><td>15:10.698</td></tr> <tr><td>6</td><td>5:55.252</td><td>3:56.922</td><td>1:15.812</td><td>42.518</td><td>213.9</td><td>21:05.950</td></tr> <tr><td>7</td><td>2:45.673</td><td>47.348</td><td>1:16.037</td><td>42.288</td><td>223.6</td><td>23:51.623</td></tr> <tr><td>8</td><td>2:44.258</td><td>46.799</td><td>1:15.766</td><td>41.693</td><td>221.3</td><td>26:35.881</td></tr> <tr><td>9</td><td>2:45.087</td><td>46.485</td><td>1:15.939</td><td>42.663</td><td>226.4</td><td>29:20.968</td></tr> <tr><td>10</td><td>2:46.540</td><td>45.835</td><td>1:14.805</td><td>45.900</td><td>227.8</td><td>32:07.508</td></tr> </tbody> </table>							Lap	Time	Sector 1	Sector 2	Sector 3	T.Spd	Elapsed	1	3:20.496	1:14.610	1:22.117	43.769	156.5	3:20.496	2	2:51.148	47.934	1:19.920	43.294	209.3	6:11.644	3	2:47.659	47.140	1:17.171	43.348	190.1	8:59.303	4	3:14.227	58.048	1:25.288	50.891	163.1	12:13.530	5	2:57.168 B	46.394	1:14.933	55.841	213.4	15:10.698	6	5:55.252	3:56.922	1:15.812	42.518	213.9	21:05.950	7	2:45.673	47.348	1:16.037	42.288	223.6	23:51.623	8	2:44.258	46.799	1:15.766	41.693	221.3	26:35.881	9	2:45.087	46.485	1:15.939	42.663	226.4	29:20.968	10	2:46.540	45.835	1:14.805	45.900	227.8	32:07.508							
Lap	Time	Sector 1	Sector 2	Sector 3	T.Spd	Elapsed																																																																																											
1	3:20.496	1:14.610	1:22.117	43.769	156.5	3:20.496																																																																																											
2	2:51.148	47.934	1:19.920	43.294	209.3	6:11.644																																																																																											
3	2:47.659	47.140	1:17.171	43.348	190.1	8:59.303																																																																																											
4	3:14.227	58.048	1:25.288	50.891	163.1	12:13.530																																																																																											
5	2:57.168 B	46.394	1:14.933	55.841	213.4	15:10.698																																																																																											
6	5:55.252	3:56.922	1:15.812	42.518	213.9	21:05.950																																																																																											
7	2:45.673	47.348	1:16.037	42.288	223.6	23:51.623																																																																																											
8	2:44.258	46.799	1:15.766	41.693	221.3	26:35.881																																																																																											
9	2:45.087	46.485	1:15.939	42.663	226.4	29:20.968																																																																																											
10	2:46.540	45.835	1:14.805	45.900	227.8	32:07.508																																																																																											
77 Philippe / Jean Baptiste LOUP / LOUP FRA 2-Eleven							<table border="1"> <thead> <tr> <th>Lap</th><th>Time</th><th>Sector 1</th><th>Sector 2</th><th>Sector 3</th><th>T.Spd</th><th>Elapsed</th></tr> </thead> <tbody> <tr><td>1</td><td>3:23.118</td><td>1:20.467</td><td>1:19.716</td><td>42.935</td><td>192.5</td><td>3:23.118</td></tr> <tr><td>2</td><td>2:44.525</td><td>45.980</td><td>1:16.843</td><td>41.702</td><td>224.5</td><td>6:07.643</td></tr> </tbody> </table>							Lap	Time	Sector 1	Sector 2	Sector 3	T.Spd	Elapsed	1	3:23.118	1:20.467	1:19.716	42.935	192.5	3:23.118	2	2:44.525	45.980	1:16.843	41.702	224.5	6:07.643																																																															
Lap	Time	Sector 1	Sector 2	Sector 3	T.Spd	Elapsed																																																																																											
1	3:23.118	1:20.467	1:19.716	42.935	192.5	3:23.118																																																																																											
2	2:44.525	45.980	1:16.843	41.702	224.5	6:07.643																																																																																											
21 Daniel PALMA SWE Exige V6 Cup R							<table border="1"> <thead> <tr> <th>Lap</th><th>Time</th><th>Sector 1</th><th>Sector 2</th><th>Sector 3</th><th>T.Spd</th><th>Elapsed</th></tr> </thead> <tbody> <tr><td>1</td><td>3:17.020</td><td>1:05.513</td><td>1:26.396</td><td>45.111</td><td>169.3</td><td>3:17.020</td></tr> <tr><td>2</td><td>2:54.232</td><td>49.452</td><td>1:21.355</td><td>43.425</td><td>192.2</td><td>6:11.252</td></tr> <tr><td>3</td><td>2:50.526</td><td>46.662</td><td>1:20.623</td><td>43.241</td><td>192.2</td><td>9:01.778</td></tr> <tr><td>4</td><td>3:01.025</td><td>50.899</td><td>1:25.328</td><td>44.798</td><td>150.0</td><td>12:02.803</td></tr> <tr><td>5</td><td>2:47.217</td><td>46.174</td><td>1:18.571</td><td>42.472</td><td>229.8</td><td>14:50.020</td></tr> <tr><td>6</td><td>3:08.640 B</td><td>46.013</td><td>1:23.645</td><td>58.982</td><td>225.5</td><td>17:58.660</td></tr> <tr><td>7</td><td>4:30.733</td><td>2:31.048</td><td>1:16.682</td><td>43.003</td><td>233.3</td><td>22:29.393</td></tr> <tr><td>8</td><td>2:44.472</td><td>45.489</td><td>1:16.456</td><td>42.527</td><td>227.8</td><td>25:13.865</td></tr> <tr><td>9</td><td>2:43.763</td><td>45.339</td><td>1:16.495</td><td>41.929</td><td>234.8</td><td>27:57.628</td></tr> <tr><td>10</td><td>2:54.305 B</td><td>45.095</td><td>1:15.886</td><td>53.324</td><td>232.3</td><td>30:51.933</td></tr> </tbody> </table>							Lap	Time	Sector 1	Sector 2	Sector 3	T.Spd	Elapsed	1	3:17.020	1:05.513	1:26.396	45.111	169.3	3:17.020	2	2:54.232	49.452	1:21.355	43.425	192.2	6:11.252	3	2:50.526	46.662	1:20.623	43.241	192.2	9:01.778	4	3:01.025	50.899	1:25.328	44.798	150.0	12:02.803	5	2:47.217	46.174	1:18.571	42.472	229.8	14:50.020	6	3:08.640 B	46.013	1:23.645	58.982	225.5	17:58.660	7	4:30.733	2:31.048	1:16.682	43.003	233.3	22:29.393	8	2:44.472	45.489	1:16.456	42.527	227.8	25:13.865	9	2:43.763	45.339	1:16.495	41.929	234.8	27:57.628	10	2:54.305 B	45.095	1:15.886	53.324	232.3	30:51.933							
Lap	Time	Sector 1	Sector 2	Sector 3	T.Spd	Elapsed																																																																																											
1	3:17.020	1:05.513	1:26.396	45.111	169.3	3:17.020																																																																																											
2	2:54.232	49.452	1:21.355	43.425	192.2	6:11.252																																																																																											
3	2:50.526	46.662	1:20.623	43.241	192.2	9:01.778																																																																																											
4	3:01.025	50.899	1:25.328	44.798	150.0	12:02.803																																																																																											
5	2:47.217	46.174	1:18.571	42.472	229.8	14:50.020																																																																																											
6	3:08.640 B	46.013	1:23.645	58.982	225.5	17:58.660																																																																																											
7	4:30.733	2:31.048	1:16.682	43.003	233.3	22:29.393																																																																																											
8	2:44.472	45.489	1:16.456	42.527	227.8	25:13.865																																																																																											
9	2:43.763	45.339	1:16.495	41.929	234.8	27:57.628																																																																																											
10	2:54.305 B	45.095	1:15.886	53.324	232.3	30:51.933																																																																																											
27 John ENGELBORGHES BEL Exige S2							<table border="1"> <thead> <tr> <th>Lap</th><th>Time</th><th>Sector 1</th><th>Sector 2</th><th>Sector 3</th><th>T.Spd</th><th>Elapsed</th></tr> </thead> <tbody> <tr><td>1</td><td>3:56.463</td><td>1:28.839</td><td>1:34.037</td><td>53.587</td><td>131.9</td><td>3:56.463</td></tr> <tr><td>2</td><td>3:13.738</td><td>53.991</td><td>1:30.389</td><td>49.358</td><td>175.9</td><td>7:10.201</td></tr> <tr><td>3</td><td>3:06.161</td><td>51.897</td><td>1:26.366</td><td>47.898</td><td>197.1</td><td>10:16.362</td></tr> <tr><td>4</td><td>3:04.471</td><td>52.128</td><td>1:25.763</td><td>46.580</td><td>201.9</td><td>13:20.833</td></tr> <tr><td>5</td><td>3:12.631 B</td><td>51.265</td><td>1:24.165</td><td>57.201</td><td>199.6</td><td>16:33.464</td></tr> <tr><td>6</td><td>5:24.566 B</td><td>2:44.844</td><td>1:34.264</td><td>1:05.458</td><td>144.4</td><td>21:58.030</td></tr> <tr><td>7</td><td>6:36.197</td><td>4:22.886</td><td>1:26.164</td><td>47.147</td><td>191.8</td><td>28:34.227</td></tr> <tr><td>8</td><td>2:59.572</td><td>50.830</td><td>1:22.372</td><td>46.370</td><td>203.4</td><td>31:33.799</td></tr> </tbody> </table>							Lap	Time	Sector 1	Sector 2	Sector 3	T.Spd	Elapsed	1	3:56.463	1:28.839	1:34.037	53.587	131.9	3:56.463	2	3:13.738	53.991	1:30.389	49.358	175.9	7:10.201	3	3:06.161	51.897	1:26.366	47.898	197.1	10:16.362	4	3:04.471	52.128	1:25.763	46.580	201.9	13:20.833	5	3:12.631 B	51.265	1:24.165	57.201	199.6	16:33.464	6	5:24.566 B	2:44.844	1:34.264	1:05.458	144.4	21:58.030	7	6:36.197	4:22.886	1:26.164	47.147	191.8	28:34.227	8	2:59.572	50.830	1:22.372	46.370	203.4	31:33.799																					
Lap	Time	Sector 1	Sector 2	Sector 3	T.Spd	Elapsed																																																																																											
1	3:56.463	1:28.839	1:34.037	53.587	131.9	3:56.463																																																																																											
2	3:13.738	53.991	1:30.389	49.358	175.9	7:10.201																																																																																											
3	3:06.161	51.897	1:26.366	47.898	197.1	10:16.362																																																																																											
4	3:04.471	52.128	1:25.763	46.580	201.9	13:20.833																																																																																											
5	3:12.631 B	51.265	1:24.165	57.201	199.6	16:33.464																																																																																											
6	5:24.566 B	2:44.844	1:34.264	1:05.458	144.4	21:58.030																																																																																											
7	6:36.197	4:22.886	1:26.164	47.147	191.8	28:34.227																																																																																											
8	2:59.572	50.830	1:22.372	46.370	203.4	31:33.799																																																																																											
31 István KIRÁLY HUN Exige V6 Cup R							<table border="1"> <thead> <tr> <th>Lap</th><th>Time</th><th>Sector 1</th><th>Sector 2</th><th>Sector 3</th><th>T.Spd</th><th>Elapsed</th></tr> </thead> <tbody> <tr><td>1</td><td>3:38.622</td><td></td><td></td><td></td><td></td><td>3:38.622</td></tr> <tr><td>2</td><td>2:55.118</td><td></td><td></td><td></td><td></td><td>6:33.740</td></tr> <tr><td>3</td><td>2:55.741</td><td></td><td></td><td></td><td></td><td>9:29.481</td></tr> <tr><td>4</td><td>2:52.529</td><td></td><td></td><td></td><td></td><td>12:22.010</td></tr> <tr><td>5</td><td>2:51.264</td><td></td><td></td><td></td><td></td><td>15:13.274</td></tr> <tr><td>6</td><td>2:53.540</td><td></td><td></td><td></td><td></td><td>18:06.814</td></tr> <tr><td>7</td><td>2:50.890</td><td></td><td></td><td></td><td></td><td>20:57.704</td></tr> <tr><td>8</td><td>2:49.405</td><td></td><td></td><td></td><td></td><td>23:47.109</td></tr> <tr><td>9</td><td>2:50.778</td><td></td><td></td><td></td><td></td><td>26:37.887</td></tr> <tr><td>10</td><td>2:51.292</td><td></td><td></td><td></td><td></td><td>29:29.179</td></tr> <tr><td>11</td><td>2:51.213</td><td></td><td></td><td></td><td></td><td>32:20.392</td></tr> </tbody> </table>							Lap	Time	Sector 1	Sector 2	Sector 3	T.Spd	Elapsed	1	3:38.622					3:38.622	2	2:55.118					6:33.740	3	2:55.741					9:29.481	4	2:52.529					12:22.010	5	2:51.264					15:13.274	6	2:53.540					18:06.814	7	2:50.890					20:57.704	8	2:49.405					23:47.109	9	2:50.778					26:37.887	10	2:51.292					29:29.179	11	2:51.213					32:20.392
Lap	Time	Sector 1	Sector 2	Sector 3	T.Spd	Elapsed																																																																																											
1	3:38.622					3:38.622																																																																																											
2	2:55.118					6:33.740																																																																																											
3	2:55.741					9:29.481																																																																																											
4	2:52.529					12:22.010																																																																																											
5	2:51.264					15:13.274																																																																																											
6	2:53.540					18:06.814																																																																																											
7	2:50.890					20:57.704																																																																																											
8	2:49.405					23:47.109																																																																																											
9	2:50.778					26:37.887																																																																																											
10	2:51.292					29:29.179																																																																																											
11	2:51.213					32:20.392																																																																																											
37 Mark YATES GBR Elise Cup R																																																																																																	





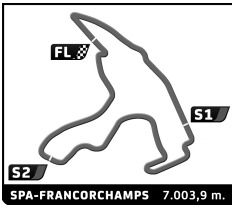
LOTUS CUP EUROPE SPA EURO RACE FREE PRACTICE 1

Sector Analysis

■ Personal Best ■ Session Best B Crossing the finish line in the pit lane

Lap	Time	Sector 1	Sector 2	Sector 3	T.Spd	Elapsed	Lap	Time	Sector 1	Sector 2	Sector 3	T.Spd	Elapsed		
							99	Nikolaj IPSEN					DNK		
														Exige V6 Cup R	
1	3:24.431	1:17.391	1:22.364	44.676	157.2	3:24.431	1	3:24.431	1:17.391	1:22.364	44.676	157.2	3:24.431		
2	2:48.361	46.919	1:17.467	43.975	216.9	6:12.792	2	2:48.361	46.919	1:17.467	43.975	216.9	6:12.792		
3	2:42.474	45.951	1:15.482	41.041	212.6	8:55.266	3	2:42.474	45.951	1:15.482	41.041	212.6	8:55.266		
4	2:51.788 B	45.273	1:13.701	52.814	208.5	11:47.054	4	2:51.788 B	45.273	1:13.701	52.814	208.5	11:47.054		
5	4:56.936	3:01.941	1:13.763	41.232	226.4	16:43.990	5	4:56.936	3:01.941	1:13.763	41.232	226.4	16:43.990		
6	2:43.224	47.467	1:14.565	41.192	219.5	19:27.214	6	2:43.224	47.467	1:14.565	41.192	219.5	19:27.214		
7	2:40.135	45.173	1:14.168	40.794	225.0	22:07.349	7	2:40.135	45.173	1:14.168	40.794	225.0	22:07.349		
8	3:08.801 B	45.635	1:18.011	1:05.155	198.9	25:16.150	8	3:08.801 B	45.635	1:18.011	1:05.155	198.9	25:16.150		
							79	Jean-Pierre GENOUD-PRACHEX					FRA		
														2-Eleven	
1	4:02.351	1:44.113	1:30.976	47.262	129.0	4:02.351	1	4:02.351	1:44.113	1:30.976	47.262	129.0	4:02.351		
2	3:00.683	52.482	1:22.007	46.194	197.8	7:03.034	2	3:00.683	52.482	1:22.007	46.194	197.8	7:03.034		
3	2:56.507	51.515	1:19.589	45.403	198.5	9:59.541	3	2:56.507	51.515	1:19.589	45.403	198.5	9:59.541		
4	2:55.444	51.908	1:18.925	44.611	203.8	12:54.985	4	2:55.444	51.908	1:18.925	44.611	203.8	12:54.985		
5	2:53.610	51.464	1:18.219	43.927	204.2	15:48.595	5	2:53.610	51.464	1:18.219	43.927	204.2	15:48.595		
6	3:07.830 B	50.946	1:18.790	58.094	205.7	18:56.425	6	3:07.830 B	50.946	1:18.790	58.094	205.7	18:56.425		
7	4:46.054	2:28.960	1:28.348	48.746	175.9	23:42.479	7	4:46.054	2:28.960	1:28.348	48.746	175.9	23:42.479		
8	3:22.593	1:03.193	1:32.770	46.630	129.3	27:05.072	8	3:22.593	1:03.193	1:32.770	46.630	129.3	27:05.072		
9	2:55.561	51.557	1:19.657	44.347	204.5	30:00.633	9	2:55.561	51.557	1:19.657	44.347	204.5	30:00.633		
							81	Tamas VIZIN					HUN		
														Exige V6 Cup R	
1	3:25.853					3:25.853	1	3:25.853					3:25.853		
2	2:58.839					6:24.692	2	2:58.839					6:24.692		
3	2:51.192 B					9:15.884	3	2:51.192 B					9:15.884		
4	4:28.252					13:44.136	4	4:28.252					13:44.136		
5	2:39.175					16:23.311	5	2:39.175					16:23.311		
6	2:40.686					19:03.997	6	2:40.686					19:03.997		
7	2:39.855					21:43.852	7	2:39.855					21:43.852		
8	2:39.170					24:23.022	8	2:39.170					24:23.022		
9	2:40.665					27:03.687	9	2:40.665					27:03.687		
10	2:41.390					29:45.077	10	2:41.390					29:45.077		
11	2:39.992					32:25.069	11	2:39.992					32:25.069		
							88	Sven PETERSSON					SWE		
														Elise Cup R	
1	3:20.064	1:12.087	1:22.390	45.587	163.1	3:20.064	1	3:20.064	1:12.087	1:22.390	45.587	163.1	3:20.064		
2	3:21.080 B	58.330	1:23.460	59.290	149.4	6:41.144	2	3:21.080 B	58.330	1:23.460	59.290	149.4	6:41.144		
3	5:23.736	3:21.546	1:17.807	44.383	200.0	12:04.880	3	5:23.736	3:21.546	1:17.807	44.383	200.0	12:04.880		
4	2:53.739	52.408	1:16.511	44.820	203.0	14:58.619	4	2:53.739	52.408	1:16.511	44.820	203.0	14:58.619		
5	2:52.536	50.759	1:16.930	44.847	203.0	17:51.155	5	2:52.536	50.759	1:16.930	44.847	203.0	17:51.155		
6	3:06.464 B	50.894	1:18.210	57.360	203.0	20:57.619	6	3:06.464 B	50.894	1:18.210	57.360	203.0	20:57.619		
7	10:14.649	8:09.579	1:20.049	45.021	151.5	31:12.268	7	10:14.649	8:09.579	1:20.049	45.021	151.5	31:12.268		
							92	Christophe LISANDRE					FRA		
														2-Eleven	
1	3:51.243					3:51.243	1	3:51.243					3:51.243		
2	2:48.289					6:39.532	2	2:48.289					6:39.532		
3	2:48.216					9:27.748	3	2:48.216					9:27.748		
4	2:43.862					12:11.610	4	2:43.862					12:11.610		
5	3:05.479 B					15:17.089	5	3:05.479 B					15:17.089		
6	9:21.936					24:39.025	6	9:21.936					24:39.025		
7	2:42.583					27:21.608	7	2:42.583					27:21.608		
8	2:42.473					30:04.081	8	2:42.473					30:04.081		





LOTUS CUP EUROPE

SPA EURO RACE

FREE PRACTICE 2

Classification

No	Driver	Nat	Team	Car	Cl.	Time	Lap	Total	Gap	Kph
1	2 Pieter VERLINDE	BEL		Evora GT4	V6 Cup	2:36.813	9	10	-	160.8
2	1 Bence BALOGH	HUN		Evora GT4	V6 Cup	2:37.047	4	12	+0.234	160.6
3	11 Jason MCINULTY	GBR		Evora GT4	V6 Cup	2:37.768	4	9	+0.955	159.8
4	142 John RASSE	BEL		Exige V6 Cup R	V6 Cup	2:39.225	7	8	+2.412	158.4
5	99 Nikolaj IPSEN	DNK		Exige V6 Cup R	V6 Cup	2:39.744	4	8	+2.931	157.8
6	18 Steve WILLIAMS	GBR		Evora GT4	V6 Cup	2:40.073	8	9	+3.260	157.5
7	81 Tamas VIZIN	HUN		Exige V6 Cup R	V6 Cup	2:40.393	3	7	+3.580	157.2
8	9 Xavier GEORGES	FRA		Exige V6 Cup R	V6 Cup	2:40.910	5	11	+4.097	156.7
9	17 Thierry VERHIEST	BEL		Exige V6 Cup R	V6 Cup	2:41.664	11	11	+4.851	156.0
10	57 Franck / Chris LAROCHE / LAR	FRA		2-Eleven	211O	2:41.686	9	10	+4.873	155.9
11	41 Anthony FOURNIER	FRA		2-Eleven	211O	2:42.119	9	10	+5.306	155.5
12	7 David MCINULTY	GBR		Exige V6 Cup R	V6 Cup	2:42.407	4	10	+5.594	155.3
13	21 Daniel PALMA	SWE		Exige V6 Cup R	V6 Cup	2:42.997	8	10	+6.184	154.7
14	92 Christophe LISANDRE	FRA		2-Eleven	211O	2:43.077	4	9	+6.264	154.6
15	59 Robin NILSSON	SWE		Exige V6 Cup R	V6 Cup	2:44.571	2	8	+7.758	153.2
16	77 Philippe / Jean Baptiste LOUP	FRA		2-Eleven	211O	2:44.657	10	11	+7.844	153.1
17	12 Ian FENWICK	GBR		2-Eleven	211O	2:46.750	10	10	+9.937	151.2
18	14 Nathalie GENOUD-PRACHEX	FRA		2-Eleven	211O	2:48.453	3	7	+11.640	149.7
19	31 István KIRÁLY	HUN		Exige V6 Cup R	V6 Cup	2:49.662	10	11	+12.849	148.6
20	37 Mark YATES	GBR		Elise Cup R	Production	2:51.441	5	8	+14.628	147.1
21	88 Sven PETERSSON	SWE		Elise Cup R	Production	2:52.205	6	8	+15.392	146.4
22	79 Jean-Pierre GENOUD-PRACHE	FRA		2-Eleven	Production	2:53.205	5	10	+16.392	145.6
23	27 John ENGELBORGHES	BEL		Exige S2	211O	3:01.000	9	9	+24.187	139.3
24	20 Dave CARR	GBR		Elise Cup ES	211O	3:02.130	2	6	+25.317	138.4
25	6 Eric LIBOR	FRA		2-Eleven	211O					
26	8 Janos SANTA	HUN		Exige V6 Cup R	V6 Cup					
27	13 Lucas BSCHER	CHE		Exige S2	211O					
28	19 Paul PATTISON	GBR		Elise S1	Production					
29	32 Cai CEDERHOLM	SWE		Elise Cup R	Production					
30	51 David HARVEY	GBR		340R	211O			2		


Fastest Lap: Lap 9 Pieter VERLINDE **2:36.813** 160.8 Kph

Published at:

Track Status: **DRY**

Race Director	Timekeeper:
----------------------	--------------------





LOTUS CUP EUROPE SPA EURO RACE COMBINED FP1 & FP2


Classification

No	Driver	Nat	Team	Class	Session 1		Session 2		Time	Gap
					Time	Lap	Time	Lap		
1	2 Pieter VERLINDE	BEL		V6 Cup	2:38.925	6	2:36.813	9	2:36.813	
2	1 Bence BALOGH	HUN		V6 Cup	2:37.434	3	2:37.047	4	2:37.047	+0.234 +0.234
3	9 Xavier GEORGES	FRA		V6 Cup	2:37.629	4	2:40.910	5	2:37.629	+0.816 +0.582
4	11 Jason MCINULTY	GBR		V6 Cup	2:38.743	5	2:37.768	4	2:37.768	+0.955 +0.139
5	18 Steve WILLIAMS	GBR		V6 Cup	2:38.989	5	2:40.073	8	2:38.989	+2.176 +1.221
6	81 Tamas VIZIN	HUN		V6 Cup	2:39.170	8	2:40.393	3	2:39.170	+2.357 +0.181
7	142 John RASSE	BEL		V6 Cup			2:39.225	7	2:39.225	+2.412 +0.055
8	99 Nikolaj IPSEN	DNK		V6 Cup	2:40.135	7	2:39.744	4	2:39.744	+2.931 +0.519
9	77 Philippe / Jean Baptiste L	FRA		211O	2:40.481	4	2:44.657	10	2:40.481	+3.668 +0.737
10	41 Anthony FOURNIER	FRA		211O	2:41.535	10	2:42.119	9	2:41.535	+4.722 +1.054
11	17 Thierry VERHIEST	BEL		V6 Cup	2:41.623	11	2:41.664	11	2:41.623	+4.810 +0.088
12	57 Franck / Chris LAROCHE / L	FRA		211O	2:44.930	6	2:41.686	9	2:41.686	+4.873 +0.063
13	7 David MCINULTY	GBR		V6 Cup	2:43.688	8	2:42.407	4	2:42.407	+5.594 +0.721
14	92 Christophe LISANDRE	FRA		211O	2:42.473	8	2:43.077	4	2:42.473	+5.660 +0.066
15	21 Daniel PALMA	SWE		V6 Cup	2:43.763	9	2:42.997	8	2:42.997	+6.184 +0.524
16	14 Nathalie GENOUD-PRACHEX	FRA		211O	2:43.718	6	2:48.453	3	2:43.718	+6.905 +0.721
17	59 Robin NILSSON	SWE		V6 Cup	2:44.258	8	2:44.571	2	2:44.258	+7.445 +0.540
18	12 Ian FENWICK	GBR		211O	2:47.290	5	2:46.750	10	2:46.750	+9.937 +2.492
19	31 István KIRÁLY	HUN		V6 Cup	2:49.405	8	2:49.662	10	2:49.405	+12.592 +2.655
20	37 Mark YATES	GBR		Production	2:51.565	7	2:51.441	5	2:51.441	+14.628 +2.036
21	88 Sven PETERSSON	SWE		Production	2:52.536	5	2:52.205	6	2:52.205	+15.392 +0.764
22	79 Jean-Pierre GENOUD-PRACHEX	FRA		Production	2:53.610	5	2:53.205	5	2:53.205	+16.392 +1.000
23	19 Paul PATTISON	GBR		Production	2:56.380	6			2:56.380	+19.567 +3.175
24	20 Dave CARR	GBR		211O	2:57.485	5	3:02.130	2	2:57.485	+20.672 +1.105
25	27 John ENGELBORGH	BEL		211O	2:59.572	8	3:01.000	9	2:59.572	+22.759 +2.087
26	6 Eric LIBOR	FRA		211O						
27	8 Janos SANTA	HUN		V6 Cup						
28	13 Lucas BSCHER	CHE		211O						
29	32 Cai CEDERHOLM	SWE		Production						
30	51 David HARVEY	GBR		211O						
31	72 Dan PLANT	GBR		Production						
32	113 György BALOGH	HUN		V6 Cup						

Published at:

Race Director	Timekeeper:
---------------	-------------





LOTUS CUP EUROPE


SPA EURO RACE

FREE PRACTICE 2

Best Sector Times

Sector 1			Sector 2			Sector 3			Ideal Lap	Best Lap
Pos	No Driver	Time	No Driver	Time	No Driver	Time	Pos	No Driver		
1	2 P.VERLINDE	43.967	2 P.VERLINDE	1:12.066	11 J.MCINULTY	40.169	1	2 P.VERLINDE	2:36.523	2:36.813 (1)
2	1 B.BALOGH	44.113	1 B.BALOGH	1:12.216	2 P.VERLINDE	40.490	2	1 B.BALOGH	2:37.041	2:37.047 (2)
3	11 J.MCINULTY	44.599	11 J.MCINULTY	1:13.000	1 B.BALOGH	40.712	3	11 J.MCINULTY	2:37.768	2:37.768 (3)
4	17 T.VERHIEST	44.747	57 F.LAROCHE / LAROCHE	1:13.159	142 J.RASSE	40.963	4	142 J.RASSE	2:38.998	2:39.225 (4)
5	142 J.RASSE	44.760	9 X.GEORGES	1:13.245	81 T.VIZIN	41.028	5	99 N.IPSEN	2:39.395	2:39.744 (5)
6	99 N.IPSEN	44.808	142 J.RASSE	1:13.275	99 N.IPSEN	41.048	6	9 X.GEORGES	2:39.601	2:40.910 (8)
7	18 S.WILLIAMS	44.833	81 T.VIZIN	1:13.481	18 S.WILLIAMS	41.057	7	81 T.VIZIN	2:39.814	2:40.393 (7)
8	21 D.PALMA	45.015	99 N.IPSEN	1:13.539	9 X.GEORGES	41.273	8	18 S.WILLIAMS	2:40.048	2:40.073 (6)
9	9 X.GEORGES	45.083	41 A.FOURNIER	1:13.644	17 T.VERHIEST	41.407	9	17 T.VERHIEST	2:41.116	2:41.664 (9)
10	81 T.VIZIN	45.305	18 S.WILLIAMS	1:14.158	7 D.MCINULTY	41.478	10	7 D.MCINULTY	2:41.607	2:42.407 (12)
11	7 D.MCINULTY	45.811	59 R.NILSSON	1:14.301	41 A.FOURNIER	41.649	11	57 F.LAROCHE / LAROCHE	2:41.634	2:41.686 (10)
12	59 R.NILSSON	46.486	7 D.MCINULTY	1:14.318	21 D.PALMA	41.682	12	41 A.FOURNIER	2:41.979	2:42.119 (11)
13	41 A.FOURNIER	46.686	12 I.FENWICK	1:14.955	57 F.LAROCHE / LAROCHE	41.748	13	21 D.PALMA	2:42.449	2:42.997 (13)
14	57 F.LAROCHE / LAROCHE	46.727	92 C.LISANDRE	1:14.957	59 R.NILSSON	42.227	14	59 R.NILSSON	2:43.014	2:44.571 (15)
15	77 P.LOUP / LOUP	46.838	17 T.VERHIEST	1:14.962	77 P.LOUP / LOUP	42.342	15	77 P.LOUP / LOUP	2:44.299	2:44.657 (16)
16	92 C.LISANDRE	47.107	77 P.LOUP / LOUP	1:15.119	92 C.LISANDRE	42.566	16	92 C.LISANDRE	2:44.630	2:43.077 (14)
17	31 I.KIRÁLY	47.280	21 D.PALMA	1:15.752	31 I.KIRÁLY	42.908	17	12 I.FENWICK	2:46.695	2:46.750 (17)
18	14 N.GENOUD-PRACHEX	48.025	88 S.PETTERSSON	1:17.078	14 N.GENOUD-PRACHEX	42.976	18	14 N.GENOUD-PRACHEX	2:48.347	2:48.453 (18)
19	12 I.FENWICK	48.708	37 M.YATES	1:17.301	12 I.FENWICK	43.032	19	31 I.KIRÁLY	2:49.045	2:49.662 (19)
20	79 J.GENOUD-PRACHEX	49.990	14 N.GENOUD-PRACHEX	1:17.346	37 M.YATES	44.000	20	37 M.YATES	2:51.375	2:51.441 (20)
21	37 M.YATES	50.074	79 J.GENOUD-PRACHEX	1:18.456	79 J.GENOUD-PRACHEX	44.117	21	88 S.PETTERSSON	2:52.117	2:52.205 (21)
22	88 S.PETTERSSON	50.714	31 I.KIRÁLY	1:18.857	88 S.PETTERSSON	44.325	22	79 J.GENOUD-PRACHEX	2:52.563	2:53.205 (22)
23	27 J.ENGELBORGHIS	50.861	20 D.CARR	1:21.729	27 J.ENGELBORGHIS	45.991	23	20 D.CARR	3:00.534	3:02.130 (24)
24	20 D.CARR	51.596	27 J.ENGELBORGHIS	1:23.734	20 D.CARR	47.209	24	27 J.ENGELBORGHIS	3:00.586	3:01.000 (23)





LOTUS CUP EUROPE SPA EURO RACE FREE PRACTICE 2

Best Top Speed

No Driver	Team	Class	Top 1		Top 2		Top 3		Top 4		Top 5		Avg
			Kph	Lap	Kph	Lap	Kph	Lap	Kph	Lap	Kph	Lap	
11 Jason MCINULTY		V6 Cup	240.5	9	240.0	4	239.5	7	235.8	3	235.3	6	238,2
1 Bence BALOGH		V6 Cup	239.5	10	238.9	9	238.9	8	238.4	7	238.4	11	238,8
21 Daniel PALMA		V6 Cup	239.5	8	237.9	9	237.9	5	237.4	7	232.8	4	237,1
2 Pieter VERLINDE		V6 Cup	238.9	4	238.4	9	237.4	5	236.8	3	211.8	2	232,7
9 Xavier GEORGES		V6 Cup	235.3	9	235.3	5	234.8	11	233.8	10	233.8	7	234,6
99 Nikolaj IPSEN		V6 Cup	234.8	5	233.8	4	233.8	6	231.8	3	230.3	2	232,9
7 David MCINULTY		V6 Cup	233.8	8	233.3	4	232.8	9	230.3	3	229.8	5	232,0
142 John RASSE		V6 Cup	233.3	3	233.3	7	231.8	4	231.8	6	231.8	8	232,4
17 Thierry VERHIEST		V6 Cup	231.8	11	230.8	7	230.3	10	230.3	5	228.3	8	230,3
59 Robin NILSSON		V6 Cup	231.3	8	230.8	3	227.8	2	227.8	4	227.8	6	229,1
81 Tamas VIZIN		V6 Cup	230.8	3	229.8	5	227.8	2	227.8	4	225.5	6	228,3
18 Steve WILLIAMS		V6 Cup	228.8	9	227.8	8	220.9	7	216.4	5	215.6	4	221,9
31 István KIRÁLY		V6 Cup	226.9	7	225.5	11	225.0	6	225.0	2	224.5	4	225,4
77 Philippe / Jean Baptiste LOUI		211O	225.5	10	224.1	9	222.7	3	221.3	8	216.9	4	222,1
92 Christophe LISANDRE		211O	222.2	8	217.7	7	217.7	9	216.0	6			218,4
41 Anthony FOURNIER		211O	220.4	9	220.4	3	220.0	10	218.6	5	217.3	4	219,3
14 Nathalie GENOUD-PRACHE		211O	220.0	3	219.1	2	219.1	4	217.7	7	215.6	6	218,3
12 Ian FENWICK		211O	216.4	3	214.7	10	213.9	4	213.4	9	213.4	7	214,4
57 Franck / Chris LAROCHE / L		211O	216.4	3	216.4	9	216.4	7	215.1	4	214.3	2	215,7
27 John ENGELBORGHES		211O	212.2	6	211.4	9	209.7	8	206.1	4	202.6	3	208,4
79 Jean-Pierre GENOUD-PRACI		Production	210.5	3	209.7	4	206.5	6	206.1	5	205.3	8	207,6
37 Mark YATES		Production	208.5	2	208.5	5	208.1	3	207.7	7	206.9	6	207,9
20 Dave CARR		211O	205.7	3	201.1	2	190.5	4	183.7	5	164.1	6	189,0
88 Sven PETTERSSON		Production	203.0	6	202.6	4	202.6	5	201.5	8	200.7	3	202,1
51 David HARVEY		211O	169.8	2	159.5	1							164,7
8 Janos SANTA		V6 Cup											
6 Eric LIBOR		211O											
13 Lucas BSCHER		211O											
19 Paul PATTISON		Production											
32 Cai CEDERHOLM		Production											

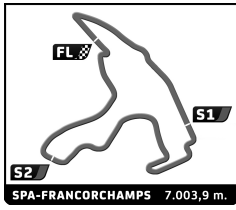




LOTUS CUP EUROPE SPA EURO RACE FREE PRACTICE 2

Fastest Lap Sequence

Elapsed	No	Driver	Team	Car	Class	Time	Kph	Lap
5:27.495	1	Bence BALOGH		Evora GT4	V6 Cup	2:39.331	158.3	2
8:05.486	1	Bence BALOGH		Evora GT4	V6 Cup	2:37.991	159.6	3
9:31.210	2	Pieter VERLINDE		Evora GT4	V6 Cup	2:37.782	159.8	3
10:42.533	1	Bence BALOGH		Evora GT4	V6 Cup	2:37.047	160.6	4
29:27.408	2	Pieter VERLINDE		Evora GT4	V6 Cup	2:36.813	160.8	9




LOTUS CUP EUROPE SPA EURO RACE FREE PRACTICE 2

Sector Analysis

■ Personal Best ■ Session Best ■ Crossing the finish line in the pit lane

Lap	Time	Sector 1	Sector 2	Sector 3	T.Sp	Elapsed	Lap	Time	Sector 1	Sector 2	Sector 3	T.Sp	Elapsed
1 Bence BALOGH HUN Evora GT4							11 Jason MCINULTY GBR Evora GT4						
1	2:48.164	51.032	1:15.620	41.512	220.4	2:48.164	1	3:20.654	1:04.572	1:28.732	47.350	154.9	3:20.654
2	2:39.331	45.346	1:13.076	40.909	234.8	5:27.495	2	2:55.337	53.646	1:16.987	44.704	138.6	6:15.991
3	2:37.991	44.409	1:12.855	40.727	237.4	8:05.486	3	2:40.535	46.081	1:13.372	41.082	235.8	8:56.526
4	2:37.047	44.113	1:12.216	40.718	237.9	10:42.533	4	2:37.768	44.599	1:13.000	40.169	240.0	11:34.294
5	2:40.361	45.636	1:13.534	41.191	236.3	13:22.894	5	2:58.973	45.923	1:15.909	57.141	185.9	14:33.267
6	2:38.961	44.435	1:13.686	40.840	236.8	16:01.855	6	7:23.903	5:27.666	1:15.113	41.124	235.3	21:57.170
7	2:39.371	44.770	1:13.742	40.859	238.4	18:41.226	7	2:38.751	44.752	1:13.100	40.899	239.5	24:35.921
8	2:40.272	44.762	1:14.544	40.966	238.9	21:21.498	8	2:47.143	47.204	1:15.983	43.956	214.3	27:23.064
9	2:39.137	44.528	1:13.350	41.259	238.9	24:00.635	9	2:39.035	44.641	1:13.237	41.157	240.5	30:02.099
10	2:43.822	44.550	1:16.806	42.466	239.5	26:44.457							
11	2:39.760	44.585	1:14.463	40.712	238.4	29:24.217							
12	2:40.956	44.972	1:15.028	40.956	237.9	32:05.173							
2 Pieter VERLINDE BEL Evora GT4							12 Ian FENWICK GBR 2-Eleven						
1	4:07.477	1:53.424	1:24.024	50.029	155.6	4:07.477	1	3:24.131	1:16.126	1:20.208	47.797	182.7	3:24.131
2	2:45.951	49.679	1:14.710	41.562	211.8	6:53.428	2	2:50.206	49.559	1:16.468	44.179	213.0	6:14.337
3	2:37.782	44.339	1:12.843	40.600	236.8	9:31.210	3	2:51.325	48.746	1:17.142	45.437	216.4	9:05.662
4	2:38.989	44.447	1:13.275	41.267	238.9	12:10.199	4	2:51.805	49.692	1:17.437	44.676	213.9	11:57.467
5	2:38.070	44.751	1:12.829	40.490	237.4	14:48.269	5	3:02.766	49.666	1:17.007	56.093	212.6	15:00.233
6	2:54.897	47.666	1:14.134	53.097	207.7	17:43.166	6	6:26.589	4:21.952	1:19.039	45.598	194.2	21:26.822
7	6:26.821	4:25.023	1:18.558	43.240	177.9	24:09.987	7	2:48.906	48.911	1:16.390	43.605	213.4	24:15.728
8	2:40.608	46.212	1:13.176	41.220	210.5	26:50.595	8	2:48.630	49.696	1:15.876	43.058	209.3	27:04.358
9	2:36.813	43.967	1:12.066	40.780	238.4	29:27.408	9	2:47.400	48.770	1:15.598	43.032	213.4	29:51.758
10	3:01.620	49.098	1:16.719	55.803	180.0	32:29.028	10	2:46.750	48.708	1:14.955	43.087	214.7	32:38.508
7 David MCINULTY GBR Exige V6 Cup R							14 Nathalie GENOUD-PRACHEX FRA 2-Eleven						
1	4:22.774	2:14.423	1:21.691	46.660	197.4	4:22.774	1	3:45.988	1:37.600	1:22.843	45.545	159.1	3:45.988
2	2:54.099	47.956	1:20.571	45.572	206.9	7:16.873	2	2:50.437	49.162	1:17.779	43.496	219.1	6:36.425
3	2:44.416	46.293	1:16.044	42.079	230.3	10:01.289	3	2:48.453	48.131	1:17.346	42.976	220.0	9:24.878
4	2:42.407	46.118	1:14.318	41.971	233.3	12:43.696	4	2:59.761	48.025	1:17.642	54.094	219.1	12:24.639
5	2:43.586	46.862	1:15.246	41.478	229.8	15:27.282	5	5:53.968	3:51.424	1:18.424	44.120	214.7	18:18.607
6	3:07.038	46.660	1:18.756	1:01.622	220.4	18:34.320	6	2:53.729	48.452	1:18.752	46.525	215.6	21:12.336
7	5:19.718	3:21.749	1:15.936	42.033	225.5	23:54.038	7	3:08.743	48.295	1:17.963	1:02.485	217.7	24:21.079
8	2:42.971	45.811	1:14.736	42.424	233.8	26:37.009							
9	2:43.403	46.553	1:15.298	41.552	232.8	29:20.412							
10	2:47.876	47.810	1:16.708	43.358	226.9	32:08.288							
9 Xavier GEORGES FRA Exige V6 Cup R							17 Thierry VERHIEST BEL Exige V6 Cup R						
1	3:23.534	1:01.263	1:29.507	52.764	148.1	3:23.534	1	3:36.558	1:30.373	1:23.142	43.043	166.7	3:36.558
2	2:48.105	47.907	1:17.811	42.387	209.7	6:11.639	2	2:44.671	46.402	1:16.495	41.774	215.1	6:21.229
3	2:42.798	45.331	1:16.194	41.273	221.8	8:54.437	3	2:43.898	45.260	1:16.084	42.554	220.0	9:05.127
4	2:43.975	46.386	1:15.471	42.118	229.3	11:38.412	4	2:43.255	45.609	1:15.866	41.780	223.1	11:48.382
5	2:40.910	45.714	1:13.245	41.951	235.3	14:19.322	5	2:43.020	45.432	1:15.718	41.870	230.3	14:31.402
6	2:41.442	45.408	1:14.100	41.934	232.8	17:00.764	6	2:43.001	45.939	1:15.207	41.855	223.6	17:14.403
7	2:56.530	45.232	1:14.420	56.878	233.8	19:57.294	7	2:43.037	45.712	1:15.603	41.722	230.8	19:57.440
8	3:55.100	1:55.097	1:16.139	43.864	205.3	23:52.394	8	2:43.270	45.613	1:15.969	41.688	228.3	22:40.710
9	2:41.130	45.222	1:14.289	41.619	235.3	26:33.524	9	2:42.357	45.492	1:14.962	41.903	225.9	25:23.067
10	2:53.563	45.596	1:26.569	41.398	233.8	29:27.087	10	2:42.175	45.297	1:15.471	41.407	230.3	28:05.242
11	2:43.072	45.083	1:14.193	43.796	234.8	32:10.159	11	2:41.664	44.747	1:15.304	41.613	231.8	30:46.906
18 Steve WILLIAMS GBR Evora GT4													
1	4:23.518	1:57.826	1:33.458	52.234	137.1	4:23.518	1	4:23.518	1:57.826	1:33.458	52.234	137.1	4:23.518
2	3:19.607	50.881	1:30.388	58.338	187.2	7:43.125	2	3:19.607	50.881	1:30.388	58.338	187.2	7:43.125
3	5:48.731	3:45.733	1:19.874	43.124	196.4	13:31.856	3	5:48.731	3:45.733	1:19.874	43.124	196.4	13:31.856
4	2:43.368	45.405	1:16.667	41.296	215.6	16:15.224	4	2:43.368	45.405	1:16.667	41.296	215.6	16:15.224
5	2:41.714	45.325	1:14.746	41.643	216.4	18:56.938	5	2:41.714	45.325	1:14.746	41.643	216.4	18:56.938





LOTUS CUP EUROPE SPA EURO RACE FREE PRACTICE 2

Sector Analysis

■ Personal Best ■ Session Best B Crossing the finish line in the pit lane

Lap	Time	Sector 1	Sector 2	Sector 3	T.Spd	Elapsed	Lap	Time	Sector 1	Sector 2	Sector 3	T.Spd	Elapsed
6	2:52.814 B	44.833	1:15.035	52.946	199.3	21:49.752	3	2:52.954	50.074	1:18.219	44.661	208.1	9:15.468
7	4:51.605	2:50.520	1:17.223	43.862	220.9	26:41.357	4	2:56.062	51.615	1:18.972	45.475	190.8	12:11.530
8	2:40.073	44.858	1:14.158	41.057	227.8	29:21.430	5	2:51.441	50.140	1:17.301	44.000	208.5	15:02.971
9	2:46.416	46.237	1:15.440	44.739	228.8	32:07.846	6	3:03.429 B	50.187	1:18.607	54.635	206.9	18:06.400

20 Dave CARR GBR
Elise Cup ES

1	3:48.972	1:28.983	1:30.536	49.453	163.4	3:48.972
2	3:02.130	52.631	1:22.290	47.209	201.1	6:51.102
3	3:03.593	51.596	1:21.729	50.268	205.7	9:54.695
4	3:04.127	52.830	1:22.698	48.599	190.5	12:58.822
5	4:14.450 B	51.937	1:58.416	1:24.097	183.7	17:13.272
6	7:02.048 B	4:17.951	1:36.223	1:07.874	164.1	24:15.320

21 Daniel PALMA SWE
Exige V6 Cup R

1	3:16.013	1:06.064	1:25.084	44.865	172.8	3:16.013
2	2:45.012	46.004	1:16.571	42.437	211.4	6:01.025
3	2:43.183	45.072	1:16.429	41.682	229.8	8:44.208
4	2:43.462	45.378	1:15.830	42.254	232.8	11:27.670
5	3:01.566 B	45.411	1:19.575	56.580	237.9	14:29.236
6	6:04.727	4:03.947	1:17.965	42.815	213.9	20:33.963
7	2:43.640	45.351	1:16.128	42.161	237.4	23:17.603
8	2:42.997	45.015	1:16.135	41.847	239.5	26:00.600
9	2:46.035	46.942	1:16.957	42.136	237.9	28:46.635
10	2:44.367	46.382	1:15.752	42.233	231.8	31:31.002

27 John ENGELBORGHs BEL
Exige S2

1	4:04.645	1:42.338	1:31.249	51.058	162.4	4:04.645
2	3:08.737	53.423	1:27.185	48.129	195.3	7:13.382
3	3:08.125	53.477	1:27.015	47.633	202.6	10:21.507
4	3:04.162	51.564	1:24.775	47.823	206.1	13:25.669
5	3:05.275	51.442	1:26.993	46.840	193.2	16:30.944
6	3:12.403 B	50.889	1:23.734	57.780	212.2	19:43.347
7	5:22.141	3:10.528	1:25.101	46.512	195.3	25:05.488
8	3:02.287	50.861	1:23.990	47.436	209.7	28:07.775
9	3:01.000	51.032	1:23.977	45.991	211.4	31:08.775

31 István KIRÁLY HUN
Exige V6 Cup R

1	3:17.934	1:01.491	1:30.874	45.569	170.3	3:17.934
2	2:50.395	47.658	1:18.857	43.880	225.0	6:08.329
3	2:53.714	47.915	1:21.979	43.820	223.6	9:02.043
4	2:57.442	48.476	1:21.859	47.107	224.5	11:59.485
5	2:55.870	47.985	1:23.318	44.567	201.1	14:55.355
6	2:51.722	47.620	1:20.216	43.886	225.0	17:47.077
7	2:52.077	48.054	1:19.657	44.366	226.9	20:39.154
8	2:54.470	50.330	1:20.411	43.729	220.4	23:33.624
9	2:55.423	50.803	1:20.708	43.912	191.5	26:29.047
10	2:49.662	47.533	1:19.221	42.908	224.1	29:18.709
11	2:55.447	47.280	1:24.544	43.623	225.5	32:14.156

37 Mark YATES GBR
Elise Cup R

1	3:27.452	1:15.210	1:20.593	51.649	203.4	3:27.452
2	2:55.062	50.988	1:17.953	46.121	208.5	6:22.514

7	4:56.618	2:51.729	1:17.553	47.336	207.7	23:03.018
8	3:05.911 B	52.077	1:17.943	55.891	206.1	26:08.929

41 Anthony FOURNIER FRA
2-Eleven

1	3:40.161	1:33.013	1:22.610	44.538	175.6	3:40.161
2	2:52.127	52.637	1:16.649	42.841	206.1	6:32.288
3	2:44.690	47.216	1:14.991	42.483	220.4	9:16.978
4	2:44.694	48.162	1:14.370	42.162	217.3	12:01.672
5	2:45.482	46.935	1:16.075	42.472	218.6	14:47.154
6	2:44.221	47.869	1:14.052	42.300	214.7	17:31.375
7	2:55.539 B	47.618	1:14.838	53.083	216.9	20:26.914
8	6:24.331	4:27.340	1:14.812	42.179	216.4	26:51.245
9	2:42.119	46.727	1:13.743	41.649	220.4	29:33.364
10	2:42.676	46.686	1:13.644	42.346	220.0	32:16.040

51 David HARVEY GBR
340R

1	27:00.490 B	...	1:32.717	1:01.558	159.5	27:00.490
2	4:15.636 B	1:47.364	1:25.633	1:02.639	169.8	31:16.126

57 Franck / Chris LAROCHE / LAROCHE FRA
2-Eleven

1	3:13.399	1:08.952	1:20.947	43.500	208.1	3:13.399
2	2:45.743	47.914	1:15.493	42.336	214.3	5:59.142
3	2:43.632	46.845	1:14.386	42.401	216.4	8:42.774
4	2:55.058 B	46.929	1:16.179	51.950	215.1	11:37.832
5	6:30.488	4:34.230	1:14.074	42.184	213.0	18:08.320
6	2:42.581	47.416	1:13.382	41.783	213.4	20:50.901
7	2:43.326	46.874	1:14.134	42.318	216.4	23:34.227
8	2:45.973	49.529	1:13.301	43.143	208.1	26:20.200
9	2:41.686	46.727	1:13.211	41.748	216.4	29:01.886
10	2:42.267	47.107	1:13.159	42.001	213.9	31:44.153


59 Robin NILSSON SWE
Exige V6 Cup R

1	3:11.684	1:03.361	1:25.057	43.266	158.4	3:11.684
2	2:44.571	47.002	1:14.690	42.879	227.8	5:56.255
3	2:53.478 B	46.486	1:14.301	52.691	230.8	8:49.733
4	11:50.581	9:49.254	1:18.949	42.378	227.8	20:40.314
5	2:47.180	48.103	1:16.697	42.380	225.0	23:27.494
6	2:48.057	47.515	1:16.605	43.937	227.8	26:15.551
7	2:45.822	47.278	1:16.317	42.227	227.8	29:01.373
8	2:48.936	48.600	1:16.599	43.737	231.3	31:50.309

77 Philippe / Jean Baptiste LOUP / LOUP FRA
2-Eleven

1	3:41.817	1:31.381	1:25.512	44.924	154.3	3:41.817
2	2:49.060	48.918	1:16.747	43.395	209.3	6:30.877
3	2:45.784	46.838	1:16.497	42.449	222.7	9:16.661
4	2:57.244 B	49.852	1:16.011	51.381	216.9	12:13.905
5	3:54.883	1:53.732	1:17.866	43.285	184.9	16:08.788
6	2:45.734	46.997	1:15.749	42.988	212.6	18:54.522





LOTUS CUP EUROPE SPA EURO RACE FREE PRACTICE 2

Sector Analysis

■ Personal Best ■ Session Best B Crossing the finish line in the pit lane

Lap	Time	Sector 1	Sector 2	Sector 3	T.Spd	Elapsed	Lap	Time	Sector 1	Sector 2	Sector 3	T.Spd	Elapsed
7	2:46.617	46.912	1:16.877	42.828	201.1	21:41.139	4	2:39.744	44.929	1:13.715	41.100	233.8	11:42.063
8	2:45.318	46.958	1:15.868	42.492	221.3	24:26.457	5	2:40.244	45.118	1:14.078	41.048	234.8	14:22.307
9	2:44.721	47.092	1:15.119	42.510	224.1	27:11.178	6	2:56.021 B	44.808	1:13.539	57.674	233.8	17:18.328
10	2:44.657	46.939	1:15.376	42.342	225.5	29:55.835	7	11:00.208	9:02.762	1:15.655	41.791	215.6	28:18.536
11	2:49.197	47.856	1:16.669	44.672	213.9	32:45.032	8	2:41.479	45.162	1:15.132	41.185	225.0	31:00.015

79		Jean-Pierre GENOUD-PRACHEX					FRA
							2-Eleven
1	3:42.026	1:28.116	1:25.736	48.174	195.7	3:42.026	
2	2:55.737	51.171	1:19.433	45.133	203.4	6:37.763	
3	2:53.397	49.990	1:18.691	44.716	210.5	9:31.160	
4	2:53.497	50.014	1:19.046	44.437	209.7	12:24.657	
5	2:53.205	50.478	1:18.456	44.271	206.1	15:17.862	
6	3:12.493 B	50.468	1:21.151	1:00.874	206.5	18:30.355	
7	4:31.567	1:59.865	1:32.757	58.945	185.6	23:01.922	
8	3:03.870	57.234	1:21.416	45.220	205.3	26:05.792	
9	3:00.503	52.032	1:23.538	44.933	200.4	29:06.295	
10	2:54.683	51.309	1:19.257	44.117	204.5	32:00.978	

142		John RASSE					BEL
							Exige V6 Cup R
1	3:03.106	1:00.409	1:18.908	43.789	176.8	3:03.106	
2	2:42.555	46.302	1:14.715	41.538	230.3	5:45.661	
3	2:40.314	45.322	1:13.579	41.413	233.3	8:25.975	
4	2:47.106 B	45.301	1:13.574	48.231	231.8	11:13.081	
5	4:31.447	2:33.622	1:16.109	41.716	209.3	15:44.528	
6	2:39.420	45.182	1:13.275	40.963	231.8	18:23.948	
7	2:39.225	44.760	1:13.383	41.082	233.3	21:03.173	
8	2:48.505 B	45.284	1:14.967	48.254	231.8	23:51.678	

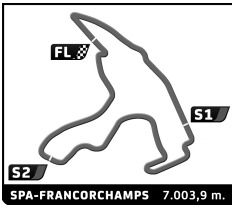
81		Tamas VIZIN					HUN
							Exige V6 Cup R
1	3:14.582	1:11.211	1:20.335	43.036	210.5	3:14.582	
2	2:41.306	46.569	1:13.709	41.028	227.8	5:55.888	
3	2:40.393	45.305	1:13.790	41.298	230.8	8:36.281	
4	2:42.040	46.913	1:13.850	41.277	227.8	11:18.321	
5	2:53.297 B	45.734	1:13.481	54.082	229.8	14:11.618	
6	7:20.346 B	5:16.841	1:13.963	49.542	225.5	21:31.964	
7	5:06.507 B	2:06.082	1:40.832	1:19.593	166.4	26:38.471	

88		Sven PETERSSON					SWE
							Elise Cup R
1	3:54.091 B	1:16.447	1:31.820	1:05.824	121.6	3:54.091	
2	4:39.516	2:35.697	1:18.961	44.858	198.2	8:33.607	
3	2:53.281	51.301	1:17.577	44.403	200.7	11:26.888	
4	2:53.523	51.196	1:17.378	44.949	202.6	14:20.411	
5	2:52.408	50.885	1:17.198	44.325	202.6	17:12.819	
6	2:52.205	50.714	1:17.078	44.413	203.0	20:05.024	
7	3:08.808 B	51.280	1:17.467	1:00.061	200.7	23:13.832	
8	5:28.975 B	3:13.243	1:19.094	56.638	201.5	28:42.807	

92		Christophe LISANDRE					FRA
							2-Eleven
1	3:25.041					3:25.041	
2	2:44.810					6:09.851	
3	2:47.407					8:57.258	
4	2:43.077					11:40.335	
5	2:44.169					14:24.504	
6	9:22.162	7:24.639	1:14.957	42.566	216.0	23:46.666	
7	2:46.243	47.784	1:15.559	42.900	217.7	26:32.909	
8	2:46.553	47.107	1:16.122	43.324	222.2	29:19.462	
9	2:49.331	50.566	1:15.339	43.426	217.7	32:08.793	

99		Nikolaj IPSEN					DNK
							Exige V6 Cup R
1	3:36.287	1:29.765	1:22.914	43.608	175.9	3:36.287	
2	2:44.262	46.339	1:15.249	42.674	230.3	6:20.549	
3	2:41.770	45.136	1:15.013	41.621	231.8	9:02.319	





LOTUS CUP EUROPE SPA EURO RACE QUALIFYING

Final Classification

No	Driver	Nat	Team	Car	Cl.	Time	Lap Total	Gap	Kph
1	1 Bence BALOGH	HUN		Evora GT4	V6 Cup	2:35.811	3 4	-	161.8
2	2 Pieter VERLINDE	BEL		Evora GT4	V6 Cup	2:36.203	2 9	+0.392	161.4
3	81 Tamas VIZIN	HUN		Exige V6 Cup R	V6 Cup	2:37.509	4 10	+1.698	160.1
4	11 Jason MCINULTY	GBR		Evora GT4	V6 Cup	2:37.600	3 10	+1.789	160.0
5	9 Xavier GEORGES	FRA		Exige V6 Cup R	V6 Cup	2:37.973	2 11	+2.162	159.6
6	18 Steve WILLIAMS	GBR		Evora GT4	V6 Cup	2:38.236	9 11	+2.425	159.3
7	99 Nikolaj IPSEN	DNK		Exige V6 Cup R	V6 Cup	2:38.280	3 11	+2.469	159.3
8	17 Thierry VERHIEST	BEL		Exige V6 Cup R	V6 Cup	2:39.251	4 11	+3.440	158.3
9	92 Christophe LISANDRE	FRA		2-Eleven	211O	2:39.531	2 6	+3.720	158.1
10	57 Franck / Chris LAROCHE / LAR	FRA		2-Eleven	211O	2:40.015	3 9	+4.204	157.6
11	77 Philippe / Jean Baptiste LOUP	FRA		2-Eleven	211O	2:40.086	3 10	+4.275	157.5
12	21 Daniel PALMA	SWE		Exige V6 Cup R	V6 Cup	2:40.863	2 7	+5.052	156.7
13	41 Anthony FOURNIER	FRA		2-Eleven	211O	2:41.019	8 9	+5.208	156.6
14	7 David MCINULTY	GBR		Exige V6 Cup R	V6 Cup	2:41.235	5 9	+5.424	156.4
15	59 Robin NILSSON	SWE		Exige V6 Cup R	V6 Cup	2:41.469	10 10	+5.658	156.2
16	14 Nathalie GENOUD-PRACHEX	FRA		2-Eleven	211O	2:46.272	3 10	+10.461	151.6
17	12 Ian FENWICK	GBR		2-Eleven	211O	2:47.471	6 8	+11.660	150.6
18	31 István KIRÁLY	HUN		Exige V6 Cup R	V6 Cup	2:48.086	10 11	+12.275	150.0
19	51 David HARVEY	GBR		340R	211O	2:49.832	3 7	+14.021	148.5
20	37 Mark YATES	GBR		Elise Cup R	Productio	2:50.209	2 10	+14.398	148.1
21	88 Sven PETTERSSON	SWE		Elise Cup R	Productio	2:50.783	4 9	+14.972	147.6
22	79 Jean-Pierre GENOUD-PRACHE	FRA		2-Eleven	Productio	2:51.372	4 9	+15.561	147.1
23	19 Paul PATTISON	GBR		Elise S1	Productio	2:55.926	5 6	+20.115	143.3
24	20 Dave CARR	GBR		Elise Cup ES	211O	2:56.307	7 8	+20.496	143.0
25	27 John ENGELBORGHES	BEL		Exige S2	211O	2:57.988	6 7	+22.177	141.7
26	6 Eric LIBOR	FRA		2-Eleven	211O				
27	8 Janos SANTA	HUN		Exige V6 Cup R	V6 Cup				
28	13 Lucas BSCHER	CHE		Exige S2	211O				
29	32 Cai CEDERHOLM	SWE		Elise Cup R	Productio				
30	142 John RASSE	BEL		Exige V6 Cup R	V6 Cup				

Fastest Lap: Lap 3 Bence BALOGH **2:35.811** 161.8 Kph

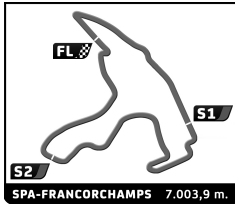
CARS N° 9 AND 14 - BEST LAPTIME INVALIDATED DUE TO TRACK LIMITS
CAR N° 81 DROP OF 10 GRID POSITIONS IN RACE 1 AND 2 DUE TO STEWARDS DECISION N° 1

Track Status: **DRY**

Published at:

Stewards	Timekeeper:
-----------------	--------------------






LOTUS CUP EUROPE SPA EURO RACE QUALIFYING

Best Sector Times

Sector 1			Sector 2			Sector 3			Ideal Lap	Best Lap
Pos	No Driver	Time	No Driver	Time	No Driver	Time	Pos	No Driver		
1	2 P.VERLINDE	43.809	1 B.BALOGH	1:11.674	2 P.VERLINDE	39.911	1	2 P.VERLINDE	2:35.742	2:36.203 (2)
2	1 B.BALOGH	43.926	9 X.GEORGES	1:11.903	1 B.BALOGH	40.211	2	1 B.BALOGH	2:35.811	2:35.811 (1)
3	11 J.MCINULTY	44.117	2 P.VERLINDE	1:12.022	9 X.GEORGES	40.432	3	9 X.GEORGES	2:36.675	2:37.973 (5)
4	18 S.WILLIAMS	44.320	81 T.VIZIN	1:12.162	81 T.VIZIN	40.488	4	81 T.VIZIN	2:37.166	2:37.509 (3)
5	9 X.GEORGES	44.340	92 C.LISANDRE	1:12.383	11 J.MCINULTY	40.550	5	11 J.MCINULTY	2:37.169	2:37.600 (4)
6	81 T.VIZIN	44.516	11 J.MCINULTY	1:12.502	18 S.WILLIAMS	40.661	6	18 S.WILLIAMS	2:37.878	2:38.236 (6)
7	17 T.VERHIEST	44.708	57 F.LAROCHE / LAROCHE	1:12.554	99 N.IPSEN	40.727	7	99 N.IPSEN	2:38.190	2:38.280 (7)
8	99 N.IPSEN	44.712	41 A.FOURNIER	1:12.627	77 P.LOUP / LOUP	40.922	8	17 T.VERHIEST	2:38.752	2:39.251 (8)
9	21 D.PALMA	44.885	99 N.IPSEN	1:12.751	7 D.MCINULTY	41.073	9	92 C.LISANDRE	2:39.531	2:39.531 (9)
10	59 R.NILSSON	45.409	18 S.WILLIAMS	1:12.897	92 C.LISANDRE	41.093	10	77 P.LOUP / LOUP	2:39.579	2:40.086 (11)
11	77 P.LOUP / LOUP	45.609	17 T.VERHIEST	1:12.920	17 T.VERHIEST	41.124	11	57 F.LAROCHE / LAROCHE	2:39.865	2:40.015 (10)
12	7 D.MCINULTY	45.744	77 P.LOUP / LOUP	1:13.048	57 F.LAROCHE / LAROCHE	41.240	12	41 A.FOURNIER	2:40.565	2:41.019 (13)
13	92 C.LISANDRE	46.055	7 D.MCINULTY	1:14.100	59 R.NILSSON	41.252	13	21 D.PALMA	2:40.810	2:40.863 (12)
14	57 F.LAROCHE / LAROCHE	46.071	21 D.PALMA	1:14.429	41 A.FOURNIER	41.390	14	7 D.MCINULTY	2:40.917	2:41.235 (14)
15	41 A.FOURNIER	46.548	59 R.NILSSON	1:14.781	21 D.PALMA	41.496	15	59 R.NILSSON	2:41.442	2:41.469 (15)
16	51 D.HARVEY	46.939	12 I.FENWICK	1:15.542	12 I.FENWICK	42.452	16	14 N.GENOUD-PRACHEX	2:45.475	2:46.272 (16)
17	14 N.GENOUD-PRACHEX	47.207	14 N.GENOUD-PRACHEX	1:15.775	14 N.GENOUD-PRACHEX	42.493	17	12 I.FENWICK	2:46.470	2:47.471 (17)
18	31 I.KIRÁLY	47.239	37 M.YATES	1:16.526	51 D.HARVEY	42.811	18	31 I.KIRÁLY	2:47.853	2:48.086 (18)
19	12 I.FENWICK	48.476	88 S.PETTERSSON	1:16.931	31 I.KIRÁLY	42.821	19	51 D.HARVEY	2:49.052	2:49.832 (19)
20	37 M.YATES	49.661	79 J.GENOUD-PRACHEX	1:17.526	79 J.GENOUD-PRACHEX	43.903	20	37 M.YATES	2:50.136	2:50.209 (20)
21	79 J.GENOUD-PRACHEX	49.766	31 I.KIRÁLY	1:17.793	37 M.YATES	43.949	21	88 S.PETTERSSON	2:50.783	2:50.783 (21)
22	88 S.PETTERSSON	49.788	19 P.PATTISON	1:18.963	88 S.PETTERSSON	44.064	22	79 J.GENOUD-PRACHEX	2:51.195	2:51.372 (22)
23	20 D.CARR	50.092	51 D.HARVEY	1:19.302	19 P.PATTISON	45.125	23	19 P.PATTISON	2:55.559	2:55.926 (23)
24	27 J.ENGELBORGH	50.137	20 D.CARR	1:20.160	27 J.ENGELBORGH	45.411	24	20 D.CARR	2:55.764	2:56.307 (24)
25	19 P.PATTISON	51.471	27 J.ENGELBORGH	1:22.440	20 D.CARR	45.512	25	27 J.ENGELBORGH	2:57.988	2:57.988 (25)





LOTUS CUP EUROPE SPA EURO RACE QUALIFYING

Best Top Speed

No	Driver	Team	Class	Top 1		Top 2		Top 3		Top 4		Top 5		Avg
				Kph	Lap	Kph	Lap	Kph	Lap	Kph	Lap	Kph	Lap	
2	Pieter VERLINDE		V6 Cup	240.5	6	238.9	3	238.4	2	237.4	8	218.6	5	234,8
11	Jason MCINULTY		V6 Cup	240.5	7	240.0	3	238.9	9	238.4	8	237.9	6	239,1
1	Bence BALOGH		V6 Cup	237.9	3	235.3	2	204.9	4	204.5	1			220,7
21	Daniel PALMA		V6 Cup	237.9	3	237.9	6	234.8	4	232.3	2	206.1	1	229,8
9	Xavier GEORGES		V6 Cup	236.8	3	234.3	4	233.8	11	233.3	8	233.3	6	234,3
18	Steve WILLIAMS		V6 Cup	236.3	10	233.3	7	231.8	11	231.8	9	230.8	2	232,8
81	Tamas VIZIN		V6 Cup	235.3	4	234.8	2	234.3	10	234.3	3	232.3	9	234,2
59	Robin NILSSON		V6 Cup	234.3	6	233.8	10	233.8	3	232.3	2	231.8	4	233,2
7	David MCINULTY		V6 Cup	233.8	6	233.3	5	232.3	4	232.3	9	231.3	8	232,6
17	Thierry VERHIEST		V6 Cup	233.8	4	233.8	7	230.8	10	229.3	6	228.3	9	231,2
99	Nikolaj IPSEN		V6 Cup	233.8	5	233.3	2	233.3	7	231.8	3	230.8	10	232,6
77	Philippe / Jean Baptiste LOUI		211O	231.3	3	231.3	7	229.3	6	229.3	2	228.3	8	229,9
31	István KIRÁLY		V6 Cup	227.4	11	226.4	8	225.9	7	225.5	9	225.5	6	226,1
92	Christophe LISANDRE		211O	225.5	3	222.7	2	220.4	6	212.6	1	211.8	4	218,6
14	Nathalie GENOUD-PRACHE		211O	222.7	4	222.7	5	221.3	10	221.3	7	220.9	3	221,8
41	Anthony FOURNIER		211O	221.3	2	220.9	8	220.0	5	220.0	9	219.1	3	220,3
57	Franck / Chris LAROCHE / L		211O	220.0	3	219.1	4	218.2	2	218.2	8	216.4	7	218,4
12	Ian FENWICK		211O	216.4	7	215.1	4	210.5	6	209.7	3	208.1	1	212,0
27	John ENGELBORGHES		211O	215.6	6	212.2	5	211.8	4	203.8	3	192.9	2	207,3
37	Mark YATES		Production	210.5	6	209.7	2	208.5	3	208.1	4	208.1	9	209,0
20	Dave CARR		211O	209.7	8	208.5	3	208.5	7	207.7	6	206.1	4	208,1
79	Jean-Pierre GENOUD-PRACHE		Production	209.3	6	208.9	2	208.9	4	208.5	7	208.5	8	208,8
51	David HARVEY		211O	206.9	3	200.4	7	196.7	2	196.7	6	183.7	1	196,9
88	Sven PETTERSSON		Production	206.1	7	205.7	4	205.3	2	204.9	3	204.9	5	205,4
19	Paul PATTISON		Production	200.0	6	198.9	5	196.0	3	195.7	2	165.1	4	191,1
8	Janos SANTA		V6 Cup											
142	John RASSE		V6 Cup											
6	Eric LIBOR		211O											
13	Lucas BSCHER		211O											
32	Cai CEDERHOLM		Production											





LOTUS CUP EUROPE


SPA EURO RACE

QUALIFYING

Fastest Lap Sequence

Elapsed	No	Driver	Team	Car	Class	Time	Kph	Lap
5:22.318	1	Bence BALOGH		Evora GT4	V6 Cup	2:37.189	160.4	2
5:25.755	2	Pieter VERLINDE		Evora GT4	V6 Cup	2:36.203	161.4	2
7:58.129	1	Bence BALOGH		Evora GT4	V6 Cup	2:35.811	161.8	3






LOTUS CUP EUROPE SPA EURO RACE QUALIFYING

Sector Analysis

■ Personal Best ■ Session Best ■ Crossing the finish line in the pit lane

Lap	Time	Sector 1	Sector 2	Sector 3	T.Spd	Elapsed	Lap	Time	Sector 1	Sector 2	Sector 3	T.Spd	Elapsed	
1	Bence BALOGH HUN						Evora GT4	10	2:40.023	45.110	1:13.773	41.140	236.8	32:05.266
1	2:45.129	46.996	1:17.157	40.976	204.5	2:45.129								
2	2:37.189	44.636	1:12.170	40.383	235.3	5:22.318								
3	2:35.811	43.926	1:11.674	40.211	237.9	7:58.129								
4	3:12.511 B	50.848	1:22.160	59.503	204.9	11:10.640								
2	Pieter VERLINDE BEL						Evora GT4	12	Ian FENWICK GBR					
1	2:49.552	52.924	1:14.503	42.125	210.9	2:49.552	1	3:05.150	1:01.315	1:18.913	44.922	208.1	3:05.150	
2	2:36.203	44.270	1:12.022	39.911	238.4	5:25.755	2	2:51.264	49.070	1:17.682	44.512	196.0	5:56.414	
3	2:36.581	44.140	1:12.391	40.050	238.9	8:02.336	3	2:49.248	48.657	1:17.050	43.541	209.7	8:45.662	
4	3:18.761 B	52.159	1:25.667	1:00.935	183.7	11:21.097	4	2:48.302	49.203	1:16.127	42.972	215.1	11:33.964	
5	9:47.745	7:51.867	1:14.119	41.759	218.6	21:08.842	5	2:48.249	48.750	1:16.017	43.482	197.4	14:22.213	
6	2:45.662	43.809	1:18.163	43.690	240.5	23:54.504	6	2:47.471	49.477	1:15.542	42.452	210.5	17:09.684	
7	2:56.309	52.506	1:18.815	44.988	208.5	26:50.813	7	3:00.033 B	48.476	1:15.669	55.888	216.4	20:09.717	
8	2:36.564	43.951	1:12.640	39.973	237.4	29:27.377	8	4:08.850 B	1:48.450	1:17.896	1:02.504	202.6	24:18.567	
9	3:04.237	53.907	1:21.731	48.599	164.6	32:31.614								
7	David MCINULTY GBR						Exige V6 Cup R	14	Nathalie GENOUD-PRACHEX FRA					
1	4:11.513	1:59.986	1:24.619	46.908	165.9	4:11.513	1	3:16.316	1:14.014	1:18.410	43.892	210.9	3:16.316	
2	2:57.727	52.794	1:20.546	44.387	177.0	7:09.240	2	2:46.731	47.847	1:16.148	42.736	220.0	6:03.047	
3	2:42.102	46.185	1:14.351	41.566	230.3	9:51.342	3	2:46.272	47.825	1:15.775	42.672	220.9	8:49.319	
4	2:41.262	46.074	1:14.115	41.073	232.3	12:32.604	4	2:45.643	47.207	1:15.943	42.493	222.7	11:34.962	
5	2:41.235	45.744	1:14.100	41.391	233.3	15:13.839	5	2:55.968 B	47.396	1:15.960	52.612	222.7	14:30.930	
6	2:56.498 B	46.122	1:14.114	56.262	233.8	18:10.337	6	4:34.758	2:35.628	1:16.190	42.940	217.7	19:05.688	
7	5:30.978	3:32.400	1:15.262	43.316	230.3	23:41.315	7	2:46.839	47.257	1:16.152	43.430	221.3	21:52.527	
8	2:42.997	45.850	1:15.007	42.140	231.3	26:24.312	8	2:50.891	47.828	1:17.910	45.153	207.7	24:43.418	
9	2:54.364 B	45.777	1:14.755	53.832	232.3	29:18.676	9	2:56.717	51.535	1:19.405	45.777	180.6	27:40.135	
9	Xavier GEORGES FRA						Exige V6 Cup R	17	Thierry VERHIEST BEL					
1	2:52.050	52.563	1:17.618	41.869	206.9	2:52.050	1	3:09.514	1:07.960	1:18.872	42.682	201.9	3:09.514	
2	2:37.973	44.340	1:12.632	41.001	228.3	5:30.023	2	2:43.235	45.409	1:15.832	41.994	214.7	5:52.749	
3	2:36.975	44.640	1:11.903	40.432	236.8	8:06.998	3	2:40.139	45.178	1:13.819	41.142	210.5	8:32.888	
4	2:57.921 B	44.855	1:16.477	56.589	234.3	11:04.919	4	2:39.251	44.870	1:12.920	41.461	233.8	11:12.139	
5	3:49.058	1:44.987	1:21.145	42.926	193.9	14:53.977	5	2:40.865	45.019	1:14.019	41.827	227.4	13:53.004	
6	2:39.402	44.791	1:12.034	42.577	233.3	17:33.379	6	2:40.031	44.943	1:13.381	41.707	229.3	16:33.035	
7	2:50.739	46.732	1:19.148	44.859	190.8	20:24.118	7	2:39.422	44.708	1:13.590	41.124	233.8	19:12.457	
8	2:38.829	44.840	1:12.450	41.539	233.3	23:02.947	8	3:00.323	45.249	1:33.291	41.783	225.9	22:12.780	
9	3:16.966 B	45.077	1:21.917	1:09.972	230.3	26:19.913	9	2:44.552	44.942	1:17.791	41.819	228.3	24:57.332	
10	3:01.509	1:07.471	1:12.994	41.044	230.3	29:21.422	10	2:42.133	45.205	1:15.333	41.595	230.8	27:39.465	
11	2:38.154	44.703	1:12.387	41.064	233.8	31:59.576	11	2:41.306	45.196	1:14.533	41.577	228.3	30:20.771	
11	Jason MCINULTY GBR						Evora GT4	18	Steve WILLIAMS GBR					
1	4:12.931	2:02.235	1:26.693	44.003	155.4	4:12.931	1	3:48.670	1:36.379	1:27.119	45.172	163.9	3:48.670	
2	3:01.651	54.872	1:21.857	44.922	160.7	7:14.582	2	2:39.145	44.882	1:13.602	40.661	230.8	6:27.815	
3	2:37.600	44.117	1:12.770	40.713	240.0	9:52.182	3	2:48.523	44.931	1:19.696	43.896	224.1	9:16.338	
4	3:11.726 B	51.636	1:24.446	55.644	212.6	13:03.908	4	3:09.032 B	45.322	1:22.845	1:00.865	229.3	12:25.370	
5	5:37.818	3:39.371	1:16.906	41.541	191.5	18:41.726	5	3:51.549	1:49.776	1:19.913	41.860	203.4	16:16.919	
6	2:38.046	44.994	1:12.502	40.550	237.9	21:19.772	6	2:39.080	44.376	1:13.843	40.861	224.5	18:55.999	
7	2:42.682	44.503	1:16.101	42.078	240.5	24:02.454	7	2:38.717	44.320	1:13.439	40.958	233.3	21:34.716	
8	2:39.644	44.999	1:13.467	41.178	238.4	26:42.098	8	2:58.677	45.425	1:28.761	44.491	187.2	24:33.393	
9	2:43.145	44.960	1:15.998	42.187	238.9	29:25.243	9	2:38.236	44.373	1:12.897	40.966	231.8	27:11.629	
							10	2:45.399	44.965	1:17.957	42.477	236.3	29:57.028	
							11	3:16.205 B	44.383	1:24.506	1:07.316	231.8	33:13.233	
							19	Paul PATTISON GBR						
							1	3:52.404	1:37.854	1:27.544	47.006	147.9	3:52.404	
													Elise S1	





LOTUS CUP EUROPE SPA EURO RACE QUALIFYING

Sector Analysis

■ Personal Best ■ Session Best B Crossing the finish line in the pit lane

Lap	Time	Sector 1	Sector 2	Sector 3	T.Spd	Elapsed	Lap	Time	Sector 1	Sector 2	Sector 3	T.Spd	Elapsed
2	2:59.207	52.276	1:20.854	46.077	195.7	6:51.611	5	4:20.795	2:14.072	1:19.640	47.083	174.5	16:58.286
3	2:57.299	52.064	1:19.826	45.409	196.0	9:48.910	6	2:53.228	49.661	1:17.518	46.049	210.5	19:51.514
4	3:04.332	53.301	1:23.510	47.521	165.1	12:53.242	7	2:51.999	50.496	1:17.006	44.497	208.1	22:43.513
5	2:55.926	51.838	1:18.963	45.125	198.9	15:49.168	8	2:52.308	50.015	1:18.139	44.154	207.7	25:35.821
6	3:42.968 B	51.471	1:47.553	1:03.944	200.0	19:32.136	9	2:53.043	49.856	1:17.383	45.804	208.1	28:28.864
							10	2:53.684	50.270	1:18.671	44.743	206.9	31:22.548

20 Dave CARR GBR
Elise Cup ES

1	3:56.181	1:40.668	1:26.969	48.544	158.8	3:56.181
2	2:59.205	51.683	1:21.033	46.489	204.2	6:55.386
3	2:58.175	50.990	1:20.373	46.812	208.5	9:53.561
4	2:57.981	50.754	1:20.998	46.229	206.1	12:51.542
5	2:56.920	50.817	1:20.326	45.777	206.1	15:48.462
6	2:56.400	50.550	1:20.302	45.548	207.7	18:44.862
7	2:56.307	50.635	1:20.160	45.512	208.5	21:41.169
8	5:20.857 B	50.092	2:56.198	1:34.567	209.7	27:02.026

21 Daniel PALMA SWE
Exige V6 Cup R

1	2:53.192	53.392	1:17.761	42.039	206.1	2:53.192
2	2:40.863	44.938	1:14.429	41.496	232.3	5:34.055
3	2:41.515	44.885	1:14.984	41.646	237.9	8:15.570
4	2:58.095 B	44.959	1:17.359	55.777	234.8	11:13.665
5	5:06.287	3:02.312	1:21.286	42.689	196.7	16:19.952
6	2:43.120	45.651	1:15.630	41.839	237.9	19:03.072
7	3:10.068 B	50.430	1:23.379	56.259	156.1	22:13.140

27 John ENGELBORGHs BEL
Exige S2

1	4:30.543	2:03.936	1:35.071	51.536	154.9	4:30.543
2	3:15.764	55.563	1:29.754	50.447	192.9	7:46.307
3	3:05.826	52.211	1:25.508	48.107	203.8	10:52.133
4	3:00.800	50.455	1:23.693	46.652	211.8	13:52.933
5	2:59.658	51.113	1:22.598	45.947	212.2	16:52.591
6	2:57.988	50.137	1:22.440	45.411	215.6	19:50.579
7	3:36.281 B	55.866	1:34.412	1:06.003	165.9	23:26.860

31 István KIRÁLY HUN
Exige V6 Cup R

1	3:03.692	57.502	1:22.021	44.169	201.9	3:03.692
2	2:52.241	47.721	1:20.128	44.392	224.5	5:55.933
3	2:51.400	48.155	1:19.738	43.507	223.6	8:47.333
4	2:50.528	47.794	1:19.913	42.821	194.9	11:37.861
5	2:51.144	48.533	1:19.042	43.569	224.5	14:29.005
6	2:48.573	47.521	1:17.793	43.259	225.5	17:17.578
7	2:49.190	47.239	1:18.518	43.433	225.9	20:06.768
8	2:48.670	47.421	1:18.093	43.156	226.4	22:55.438
9	2:50.831	47.840	1:19.345	43.646	225.5	25:46.269
10	2:48.086	47.275	1:17.969	42.842	225.0	28:34.355
11	2:49.935	48.078	1:18.281	43.576	227.4	31:24.290

37 Mark YATES GBR
Elise Cup R

1	3:50.568	1:36.938	1:27.681	45.949	160.2	3:50.568
2	2:50.209	49.734	1:16.526	43.949	209.7	6:40.777
3	2:53.529	49.831	1:17.316	46.382	208.5	9:34.306
4	3:03.185 B	50.143	1:17.304	55.738	208.1	12:37.491

41 Anthony FOURNIER FRA
2-Eleven

1	5:03.118	3:04.405	1:16.590	42.123	202.6	5:03.118
2	2:41.723	46.717	1:12.961	42.045	221.3	7:44.841
3	2:41.553	46.702	1:13.092	41.759	219.1	10:26.394
4	2:41.178	46.735	1:12.627	41.816	217.7	13:07.572
5	3:11.191 B	46.548	1:28.493	56.150	220.0	16:18.763
6	5:37.786	3:33.683	1:17.549	46.554	209.3	21:56.549
7	3:08.876	48.481	1:34.615	45.780	178.8	25:05.425
8	2:41.019	46.760	1:12.869	41.390	220.9	27:46.444
9	2:41.190	46.599	1:12.926	41.665	220.0	30:27.634

51 David HARVEY GBR
340R

1	4:31.062	2:14.622	1:28.165	48.275	183.7	4:31.062
2	2:52.963	48.602	1:20.403	43.958	196.7	7:24.025
3	2:49.832	47.719	1:19.302	42.811	206.9	10:13.857
4	3:30.228 B	59.124	1:28.333	1:02.771	153.6	13:44.085
5	8:22.201	6:10.003	1:27.221	44.977	143.2	22:06.286
6	2:50.072	46.939	1:20.117	43.016	196.7	24:56.358
7	3:23.019 B	48.929	1:29.034	1:05.056	200.4	28:19.377

57 Franck / Chris LAROCHE / LAROCHE FRA
2-Eleven

1	2:48.019	51.591	1:14.542	41.886	208.5	2:48.019
2	2:40.781	46.859	1:12.682	41.240	218.2	5:28.800
3	2:40.015	46.182	1:12.554	41.279	220.0	8:08.815
4	2:51.315 B	46.289	1:12.786	52.240	219.1	11:00.130
5	4:08.238	2:07.662	1:15.779	44.797	153.8	15:08.368
6	2:50.002	46.637	1:16.394	46.971	215.6	17:58.370
7	2:40.460	46.385	1:12.563	41.512	216.4	20:38.830
8	2:41.798	46.071	1:12.763	42.964	218.2	23:20.628
9	3:21.333 B	57.572	1:24.338	59.423	155.2	26:41.961


59 Robin NILSSON SWE
Exige V6 Cup R

1	2:54.369	55.863	1:16.633	41.873	210.5	2:54.369
2	2:42.716	45.765	1:15.014	41.937	232.3	5:37.085
3	2:42.447	45.651	1:14.986	41.810	233.8	8:19.532
4	2:50.250	46.168	1:15.475	48.607	231.8	11:09.782
5	2:45.179	46.182	1:16.876	42.121	229.8	13:54.961
6	2:55.911 B	45.958	1:14.930	55.023	234.3	16:50.872
7	5:06.885	3:04.424	1:20.884	41.577	189.1	21:57.757
8	2:44.115	46.544	1:14.983	42.588	227.8	24:41.872
9	2:43.061	46.217	1:14.781	42.063	231.3	27:24.933
10	2:41.469	45.409	1:14.808	41.252	233.8	30:06.402

77 Philippe / Jean Baptiste LOUP / LOUP FRA
2-Eleven

1	3:00.141	54.370	1:17.851	47.920	196.0	3:00.141
---	----------	--------	----------	--------	-------	----------






LOTUS CUP EUROPE SPA EURO RACE QUALIFYING

Sector Analysis

■ Personal Best ■ Session Best B Crossing the finish line in the pit lane

Lap	Time	Sector 1	Sector 2	Sector 3	T.Spd	Elapsed	Lap	Time	Sector 1	Sector 2	Sector 3	T.Spd	Elapsed		
							99	Nikolaj IPSEN					DNK		
														Exige V6 Cup R	
1	3:08.903	1:06.821	1:18.729	43.353	195.7	3:08.903	1	3:08.903	1:06.821	1:18.729	43.353	195.7	3:08.903		
2	2:38.860	44.891	1:13.155	40.814	233.3	5:47.763	2	2:38.860	44.891	1:13.155	40.814	233.3	5:47.763		
3	2:38.280	44.712	1:12.841	40.727	231.8	8:26.043	3	2:38.280	44.712	1:12.841	40.727	231.8	8:26.043		
4	2:54.005	46.307	1:19.144	48.554	206.5	11:20.048	4	2:54.005	46.307	1:19.144	48.554	206.5	11:20.048		
5	2:56.610	44.877	1:12.751	58.982	233.8	14:16.658	5	2:56.610	44.877	1:12.751	58.982	233.8	14:16.658		
6	4:15.450	2:04.102	1:22.670	48.678	137.9	18:32.108	6	4:15.450	2:04.102	1:22.670	48.678	137.9	18:32.108		
7	2:40.107	44.952	1:13.748	41.407	233.3	21:12.215	7	2:40.107	44.952	1:13.748	41.407	233.3	21:12.215		
8	2:42.805	45.117	1:16.157	41.531	230.3	23:55.020	8	2:42.805	45.117	1:16.157	41.531	230.3	23:55.020		
9	2:48.586	45.045	1:19.149	44.392	230.8	26:43.606	9	2:48.586	45.045	1:19.149	44.392	230.8	26:43.606		
10	2:40.339	45.205	1:13.369	41.765	230.8	29:23.945	10	2:40.339	45.205	1:13.369	41.765	230.8	29:23.945		
11	2:40.618	45.401	1:13.709	41.508	228.3	32:04.563	11	2:40.618	45.401	1:13.709	41.508	228.3	32:04.563		
							79	Jean-Pierre GENOUD-PRACHEX					FRA		
														2-Eleven	
1	3:29.550	1:22.943	1:21.986	44.621	186.5	3:29.550	1	3:29.550	1:22.943	1:21.986	44.621	186.5	3:29.550		
2	2:52.655	50.393	1:18.155	44.107	208.9	6:22.205	2	2:52.655	50.393	1:18.155	44.107	208.9	6:22.205		
3	2:56.722	50.363	1:21.229	45.130	208.1	9:18.927	3	2:56.722	50.363	1:21.229	45.130	208.1	9:18.927		
4	2:51.372	49.943	1:17.526	43.903	208.9	12:10.299	4	2:51.372	49.943	1:17.526	43.903	208.9	12:10.299		
5	3:00.915	50.616	1:23.165	47.134	200.0	15:11.214	5	3:00.915	50.616	1:23.165	47.134	200.0	15:11.214		
6	2:52.157	49.766	1:18.117	44.274	209.3	18:03.371	6	2:52.157	49.766	1:18.117	44.274	209.3	18:03.371		
7	2:52.722	50.297	1:17.916	44.509	208.5	20:56.093	7	2:52.722	50.297	1:17.916	44.509	208.5	20:56.093		
8	2:53.040	50.266	1:18.069	44.705	208.5	23:49.133	8	2:53.040	50.266	1:18.069	44.705	208.5	23:49.133		
9	3:17.397	50.657	1:27.894	58.846	171.7	27:06.530	9	3:17.397	50.657	1:27.894	58.846	171.7	27:06.530		
							81	Tamas VIZIN					HUN		
														Exige V6 Cup R	
1	3:14.955	1:09.738	1:17.740	47.477	217.3	3:14.955	1	3:14.955	1:09.738	1:17.740	47.477	217.3	3:14.955		
2	2:37.999	44.757	1:12.693	40.549	234.8	5:52.954	2	2:37.999	44.757	1:12.693	40.549	234.8	5:52.954		
3	2:37.849	45.104	1:12.162	40.583	234.3	8:30.803	3	2:37.849	45.104	1:12.162	40.583	234.3	8:30.803		
4	2:37.509	44.516	1:12.459	40.534	235.3	11:08.312	4	2:37.509	44.516	1:12.459	40.534	235.3	11:08.312		
5	3:10.454	53.508	1:21.372	55.574	175.6	14:18.766	5	3:10.454	53.508	1:21.372	55.574	175.6	14:18.766		
6	6:18.211	4:17.233	1:14.187	46.791	226.4	20:36.977	6	6:18.211	4:17.233	1:14.187	46.791	226.4	20:36.977		
7	2:40.204	46.020	1:13.119	41.065	230.3	23:17.181	7	2:40.204	46.020	1:13.119	41.065	230.3	23:17.181		
8	2:38.749	45.251	1:12.644	40.854	231.8	25:55.930	8	2:38.749	45.251	1:12.644	40.854	231.8	25:55.930		
9	2:39.392	45.409	1:13.495	40.488	232.3	28:35.322	9	2:39.392	45.409	1:13.495	40.488	232.3	28:35.322		
10	2:39.257	44.823	1:13.748	40.686	234.3	31:14.579	10	2:39.257	44.823	1:13.748	40.686	234.3	31:14.579		
							88	Sven PETERSSON					SWE		
														Elise Cup R	
1	3:15.998	1:08.164	1:21.269	46.565	149.2	3:15.998	1	3:15.998	1:08.164	1:21.269	46.565	149.2	3:15.998		
2	2:52.579	50.836	1:17.234	44.509	205.3	6:08.577	2	2:52.579	50.836	1:17.234	44.509	205.3	6:08.577		
3	2:51.381	50.110	1:17.051	44.220	204.9	8:59.958	3	2:51.381	50.110	1:17.051	44.220	204.9	8:59.958		
4	2:50.783	49.788	1:16.931	44.064	205.7	11:50.741	4	2:50.783	49.788	1:16.931	44.064	205.7	11:50.741		
5	3:03.954	50.202	1:16.956	56.796	204.9	14:54.695	5	3:03.954	50.202	1:16.956	56.796	204.9	14:54.695		
6	7:04.847	4:57.378	1:20.763	46.706	195.3	21:59.542	6	7:04.847	4:57.378	1:20.763	46.706	195.3	21:59.542		
7	2:54.359	50.170	1:17.813	46.376	206.1	24:53.901	7	2:54.359	50.170	1:17.813	46.376	206.1	24:53.901		
8	2:55.837	50.501	1:18.501	46.835	204.2	27:49.738	8	2:55.837	50.501	1:18.501	46.835	204.2	27:49.738		
9	2:52.878	50.226	1:18.020	44.632	204.9	30:42.616	9	2:52.878	50.226	1:18.020	44.632	204.9	30:42.616		
							92	Christophe LISANDRE					FRA		
														2-Eleven	
1	2:49.920	52.046	1:14.847	43.027	212.6	2:49.920	1	2:49.920	52.046	1:14.847	43.027	212.6	2:49.920		
2	2:39.531	46.055	1:12.383	41.093	222.7	5:29.451	2	2:39.531	46.055	1:12.383	41.093	222.7	5:29.451		
3	2:39.912	46.241	1:12.501	41.170	225.5	8:09.363	3	2:39.912	46.241	1:12.501	41.170	225.5	8:09.363		
4	2:57.630	46.549	1:16.311	54.770	211.8	11:06.993	4	2:57.630	46.549	1:16.311	54.770	211.8	11:06.993		
5	4:27.691	2:28.108	1:15.895	43.688	204.5	15:34.684	5	4:27.691	2:28.108	1:15.895	43.688	204.5	15:34.684		
6	3:04.398	46.500	1:18.488	59.410	220.4	18:39.082	6	3:04.398	46.500	1:18.488	59.410	220.4	18:39.082		





LOTUS CUP EUROPE
SPA EURO RACE
RACE 1 (30')

Official Starting Grid

John RASSE	142	- 14 -		
2:57.988				
John ENGELBORGHES	27	- 13 -	13	Lucas BSCHER
2:55.926				2:56.307
Paul PATTISON	19	- 12 -	20	Dave CARR
2:50.783				2:51.372
Sven PETERSSON	88	- 11 -	79	Jean-Pierre GENOUD-PRACHEX
2:49.832				2:50.209
David HARVEY	51	- 10 -	37	Mark YATES
2:47.471				2:48.086
Ian FENWICK	12	- 9 -	31	István KIRÁLY
2:41.469				2:46.272
Robin NILSSON	59	- 8 -	14	Nathalie GENOUD-PRACHEX
2:37.509				2:41.235
Tamas VIZIN	81	- 7 -	7	David MCINULTY
2:40.863				2:41.019
Daniel PALMA	21	- 6 -	41	Anthony FOURNIER
2:40.015				2:40.086
Franck / Chris LAROCHE / LAROCHE	57	- 5 -	77	Philippe / Jean Baptiste LOUP / LOUP
2:39.251				2:39.531
Thierry VERHIEST	17	- 4 -	92	Christophe LISANDRE
2:38.236				2:38.280
Steve WILLIAMS	18	- 3 -	99	Nikolaj IPSEN
2:37.600				2:37.973
Jason MCINULTY	11	- 2 -	9	Xavier GEORGES
2:35.811				2:36.203
Bence BALOGH	1	- 1 -	2	Pieter VERLINDE


Pole



Published at:

Stewards	Timekeeper:
-----------------	--------------------





LOTUS CUP EUROPE

SPA EURO RACE

RACE 1 (30')

Final Classification

No	Driver	Nat	Team	Car	Cl.	Laps	Total Time	Gap	Kph	Best Lap		
										Lap	Time	Kph
1	Bence BALOGH	HUN		Evora GT4	V6 Cup	12	31:58.429	-	157.5	2	2:38.197	159.4
2	Pieter VERLINDE	BEL		Evora GT4	V6 Cup	12	32:34.303	+35.874	154.6	2	2:38.288	159.3
3	18 Steve WILLIAMS	GBR		Evora GT4	V6 Cup	12	32:41.840	+43.411	154.0	4	2:40.186	157.4
4	17 Thierry VERHIEST	BEL		Exige V6 Cup R	V6 Cup	12	32:44.464	+46.035	153.8	6	2:41.813	155.8
5	7 David MCINULTY	GBR		Exige V6 Cup R	V6 Cup	12	33:01.120	+1:02.691	152.5	5	2:42.696	155.0
6	57 Franck / Chris LAROCHE / LAROCHE	FRA		2-Eleven	211O	12	33:01.256	+1:02.827	152.5	5	2:42.930	154.8
7	59 Robin NILSSON	SWE		Exige V6 Cup R	V6 Cup	12	33:02.488	+1:04.059	152.4	6	2:42.807	154.9
8	92 Christophe LISANDRE	FRA		2-Eleven	211O	12	33:09.856	+1:11.427	151.8	3	2:44.200	153.6
9	41 Anthony FOURNIER	FRA		2-Eleven	211O	12	33:16.518	+1:18.089	151.3	3	2:44.427	153.3
10	51 David HARVEY	GBR		340R	211O	12	33:17.915	+1:19.486	151.2	7	2:44.297	153.5
11	14 Nathalie GENOUD-PRACHEX	FRA		2-Eleven	211O	12	33:50.511	+1:52.082	148.8	5	2:47.565	150.5
12	12 Ian FENWICK	GBR		2-Eleven	211O	12	34:15.291	+2:16.862	147.0	4	2:48.550	149.6
13	88 Sven PETTERSSON	SWE		Elise Cup R	Productio	11	32:00.322	1 Lap	144.2	5	2:52.979	145.8
14	37 Mark YATES	GBR		Elise Cup R	Productio	11	32:02.129	1 Lap	144.1	2	2:53.229	145.6
15	27 John ENGELBORGHIS	BEL		Exige S2	211O	11	33:04.822	1 Lap	139.5	6	2:56.216	143.1
16	20 Dave CARR	GBR		Elise Cup ES	211O	11	33:31.134	1 Lap	137.7	3	3:00.817	139.4
17	79 Jean-Pierre GENOUD-PRACHEX	FRA		2-Eleven	Productio	11	34:27.802	1 Lap	133.9	3	2:54.595	144.4
18	90 Lucas BSCHER	CHE		Exige S2	211O	11	34:51.038	1 Lap	132.4	5	3:05.943	135.6
19	31 István KIRÁLY	HUN		Exige V6 Cup R	V6 Cup	10	30:48.419	2 Laps	136.2	2	2:50.687	147.7
20	19 Paul PATTISON	GBR		Elise S1	Productio	10	31:43.819	2 Laps	132.2	2	2:55.985	143.3
Not classified												
11	Jason MCINULTY	GBR		Evora GT4	V6 Cup	9	25:16.593			5	2:38.996	158.6
77	Philippe / Jean Baptiste LOUP / LOUP	FRA		2-Eleven	211O	9	34:10.784			3	2:42.722	155.0
81	Tamas VIZIN	HUN		Exige V6 Cup R	V6 Cup	8	22:17.395			5	2:42.921	154.8
21	Daniel PALMA	SWE		Exige V6 Cup R	V6 Cup	4	11:23.270			3	2:45.284	152.6
99	Nikolaj IPSEN	DNK		Exige V6 Cup R	V6 Cup	2	5:35.404			2	2:45.936	152.0
9	Xavier GEORGES	FRA		Exige V6 Cup R	V6 Cup	1	3:12.873					
142	John RASSE	BEL		Exige V6 Cup R	V6 Cup							


Pole Position:	Bence BALOGH	2:35.811	161.8 Kph
Fastest Lap:	Lap2 Bence BALOGH	2:38.197	159.4 Kph

Published at:

Track Status: **DRY**

Stewards	Timekeeper:
-----------------	--------------------





LOTUS CUP EUROPE

SPA EURO RACE

RACE 1

Final Classification by Class

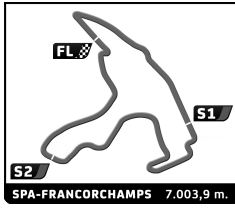
No	Driver	Nat	Team	Car	Laps	Total Time	Gap	Kph	Best Lap			
									Lap	Time	Kph	
2110												
1	57 Frank / Chris LAROCHE / LAROCHE	FRA		2-Eleven	12	33:01.256		152.5	5	2:42.930	154.8	
2	92 Christophe LISANDRE	FRA		2-Eleven	12	33:09.856	+8.600	151.8	3	2:44.200	153.6	
3	41 Anthony FOURNIER	FRA		2-Eleven	12	33:16.518	+15.262	151.3	3	2:44.427	153.3	
4	51 David HARVEY	GBR		340R	12	33:17.915	+16.659	151.2	7	2:44.297	153.5	
5	14 Nathalie GENOUD-PRACHEX	FRA		2-Eleven	12	33:50.511	+49.255	148.8	5	2:47.565	150.5	
6	12 Ian FENWICK	GBR		2-Eleven	12	34:15.291	+1'14.035	147.0	4	2:48.550	149.6	
7	27 John ENGELBORGHES	BEL		Exige S2	11	33:04.822	1 Lap	139.5	6	2:56.216	143.1	
8	20 Dave CARR	GBR		Elise Cup ES	11	33:31.134	1 Lap	137.7	3	3:00.817	139.4	
9	90 Lucas BSCHER	CHE		Exige S2	11	34:51.038	1 Lap	132.4	5	3:05.943	135.6	
Not classified												
77	Phillippe / Jean Baptiste LOUP / LOUP	FRA		2-Eleven	9	34:10.784	3 Laps		3	2:42.722	155.0	
Production												
1	88 Sven PETERSSON	SWE		Elise Cup R	11	32:00.322		144.2	5	2:52.979	145.8	
2	37 Mark YATES	GBR		Elise Cup R	11	32:02.129	+1.807	144.1	2	2:53.229	145.6	
3	79 Jean-Pierre GENOUD-PRACHEX	FRA		2-Eleven	11	34:27.802	+2'27.480	133.9	3	2:54.595	144.4	
4	19 Paul PATTISON	GBR		Elise S1	10	31:43.819	1 Lap	132.2	2	2:55.985	143.3	
V6 Cup												
1	1 Bence BALOGH	HUN		Evora GT4	12	31:58.429		157.5	2	2:38.197	159.4	
2	2 Pieter VERLINDE	BEL		Evora GT4	12	32:34.303	+35.874	154.6	2	2:38.288	159.3	
3	18 Steve WILLIAMS	GBR		Evora GT4	12	32:41.840	+43.411	154.0	4	2:40.186	157.4	
4	17 Thierry VERHIEST	BEL		Exige V6 Cup R	12	32:44.464	+46.035	153.8	6	2:41.813	155.8	
5	7 David MCINULTY	GBR		Exige V6 Cup R	12	33:01.120	+1'02.691	152.5	5	2:42.696	155.0	
6	59 Robin NILSSON	SWE		Exige V6 Cup R	12	33:02.488	+1'04.059	152.4	6	2:42.807	154.9	
7	31 István KIRÁLY	HUN		Exige V6 Cup R	10	30:48.419	2 Laps	136.2	2	2:50.687	147.7	
Not classified												
11	Jason MCINULTY	GBR		Evora GT4	9	25:16.593	3 Laps		5	2:38.996	158.6	
81	Tamas VIZIN	HUN		Exige V6 Cup R	8	22:17.395	4 Laps		5	2:42.921	154.8	
21	Daniel PALMA	SWE		Exige V6 Cup R	4	11:23.270	8 Laps		3	2:45.284	152.6	
99	Nikolaj IPSEN	DNK		Exige V6 Cup R	2	5:35.404	10 Laps		2	2:45.936	152.0	
9	Xavier GEORGES	FRA		Exige V6 Cup R	1	3:12.873	11 Laps					
142	John RASSE	BEL		Exige V6 Cup R			12 Laps					

Published at:

Track Status: **DRY**

Stewards	Timekeeper:
----------	-------------






LOTUS CUP EUROPE SPA EURO RACE RACE 1

Best Sector Times

Sector 1			Sector 2			Sector 3			Ideal Lap	Best Lap
Pos	No Driver	Time	No Driver	Time	No Driver	Time	Pos	No Driver		
1	2 P.VERLINDE	44.114	11 J.MCINULTY	1:12.820	2 P.VERLINDE	40.561	1	2 P.VERLINDE	2:37.576	2:38.288 (2)
2	1 B.BALOGH	44.563	1 B.BALOGH	1:12.848	1 B.BALOGH	40.786	2	1 B.BALOGH	2:38.197	2:38.197 (1)
3	18 S.WILLIAMS	44.908	2 P.VERLINDE	1:12.901	11 J.MCINULTY	40.814	3	11 J.MCINULTY	2:38.732	2:38.996 (3)
4	17 T.VERHIEST	44.924	18 S.WILLIAMS	1:13.753	18 S.WILLIAMS	41.379	4	18 S.WILLIAMS	2:40.040	2:40.186 (4)
5	11 J.MCINULTY	45.098	57 F.LAROCHE / LAROCHE	1:13.781	7 D.MCINULTY	41.785	5	17 T.VERHIEST	2:41.282	2:41.813 (5)
6	21 D.PALMA	45.560	92 C.LISANDRE	1:14.155	17 T.VERHIEST	41.814	6	81 T.VIZIN	2:41.869	2:42.921 (9)
7	59 R.NILSSON	45.739	81 T.VIZIN	1:14.187	81 T.VIZIN	41.816	7	59 R.NILSSON	2:42.242	2:42.807 (8)
8	51 D.HARVEY	45.776	41 A.FOURNIER	1:14.275	51 D.HARVEY	41.821	8	57 F.LAROCHE / LAROCHE	2:42.410	2:42.930 (10)
9	81 T.VIZIN	45.866	77 P.LOUP / LOUP	1:14.448	59 R.NILSSON	41.885	9	7 D.MCINULTY	2:42.611	2:42.696 (6)
10	99 N.IPSEN	45.981	17 T.VERHIEST	1:14.544	77 P.LOUP / LOUP	42.009	10	77 P.LOUP / LOUP	2:42.722	2:42.722 (7)
11	7 D.MCINULTY	46.218	7 D.MCINULTY	1:14.608	57 F.LAROCHE / LAROCHE	42.070	11	51 D.HARVEY	2:43.717	2:44.297 (12)
12	77 P.LOUP / LOUP	46.265	59 R.NILSSON	1:14.618	92 C.LISANDRE	42.541	12	92 C.LISANDRE	2:43.773	2:44.200 (11)
13	57 F.LAROCHE / LAROCHE	46.559	12 I.FENWICK	1:15.603	41 A.FOURNIER	42.550	13	41 A.FOURNIER	2:44.389	2:44.427 (13)
14	92 C.LISANDRE	47.077	99 N.IPSEN	1:16.015	99 N.IPSEN	42.558	14	99 N.IPSEN	2:44.554	2:45.936 (15)
15	31 I.KIRÁLY	47.553	51 D.HARVEY	1:16.120	21 D.PALMA	42.839	15	21 D.PALMA	2:44.659	2:45.284 (14)
16	41 A.FOURNIER	47.564	14 N.GENOUD-PRACHEX	1:16.185	14 N.GENOUD-PRACHEX	43.148	16	14 N.GENOUD-PRACHEX	2:47.096	2:47.565 (16)
17	14 N.GENOUD-PRACHEX	47.763	21 D.PALMA	1:16.260	12 I.FENWICK	43.422	17	12 I.FENWICK	2:47.472	2:48.550 (17)
18	12 I.FENWICK	48.447	37 M.YATES	1:17.490	31 I.KIRÁLY	43.522	18	31 I.KIRÁLY	2:49.455	2:50.687 (18)
19	27 J.ENGELBORGHES	50.211	88 S.PETTERSSON	1:17.629	37 M.YATES	44.060	19	37 M.YATES	2:51.836	2:53.229 (20)
20	37 M.YATES	50.286	31 I.KIRÁLY	1:18.380	88 S.PETTERSSON	44.354	20	88 S.PETTERSSON	2:52.344	2:52.979 (19)
21	88 S.PETTERSSON	50.361	79 J.GENOUD-PRACHEX	1:18.513	79 J.GENOUD-PRACHEX	44.737	21	79 J.GENOUD-PRACHEX	2:53.903	2:54.595 (21)
22	79 J.GENOUD-PRACHEX	50.653	19 P.PATTISON	1:19.272	27 J.ENGELBORGHES	44.807	22	27 J.ENGELBORGHES	2:55.721	2:56.216 (23)
23	20 D.CARR	51.290	27 J.ENGELBORGHES	1:20.703	19 P.PATTISON	45.422	23	19 P.PATTISON	2:55.985	2:55.985 (22)
24	19 P.PATTISON	51.291	20 D.CARR	1:21.167	20 D.CARR	46.823	24	20 D.CARR	2:59.280	3:00.817 (24)





LOTUS CUP EUROPE SPA EURO RACE RACE 1

Best Top Speed

No Driver	Team	Class	Top 1		Top 2		Top 3		Top 4		Top 5		Avg
			Kph	Lap	Kph	Lap	Kph	Lap	Kph	Lap	Kph	Lap	
1	Bence BALOGH	V6 Cup	237.9	5	237.4	6	236.3	7	236.3	10	236.3	3	236,8
2	Pieter VERLINDE	V6 Cup	237.9	10	235.3	7	235.3	8	233.3	3	232.8	2	234,9
11	Jason MCINULTY	V6 Cup	236.3	5	236.3	6	235.8	7	235.3	4	234.8	8	235,7
59	Robin NILSSON	V6 Cup	233.3	7	232.8	12	231.3	9	229.3	4	228.8	8	231,1
7	David MCINULTY	V6 Cup	231.3	7	230.3	6	229.8	3	229.3	2	229.3	5	230,0
17	Thierry VERHIEST	V6 Cup	229.3	5	225.5	6	225.0	9	224.5	2	224.5	4	225,8
18	Steve WILLIAMS	V6 Cup	229.3	5	227.4	12	226.4	9	224.5	7	222.7	11	226,1
81	Tamas VIZIN	V6 Cup	228.8	3	226.9	5	226.4	2	225.9	4	221.3	6	225,9
21	Daniel PALMA	V6 Cup	227.4	3	220.0	2	200.4	4					215,9
51	David HARVEY	2110	227.4	12	225.5	10	222.2	11	221.8	7	221.3	9	223,6
77	Philippe / Jean Baptiste LOUI	2110	226.9	3	223.1	6	213.4	2	208.9	7	205.7	5	215,6
31	István KIRÁLY	V6 Cup	225.5	3	224.5	2	222.7	5	222.7	9	222.2	8	223,5
92	Christophe LISANDRE	2110	223.1	4	221.8	5	220.4	6	219.5	2	217.7	3	220,5
99	Nikolaj IPSEN	V6 Cup	221.3	2									221,3
14	Nathalie GENOUD-PRACHE	2110	219.1	6	218.6	4	218.2	5	217.3	9	216.9	8	218,0
57	Franck / Chris LAROCHE / L	2110	218.6	2	217.7	4	217.3	5	216.4	3	215.1	10	217,0
41	Anthony FOURNIER	2110	217.3	3	216.4	4	215.6	6	214.7	5	213.9	7	215,6
12	Ian FENWICK	2110	216.4	3	216.0	5	215.1	7	215.1	8	214.3	4	215,4
27	John ENGELBORGHES	2110	211.8	4	210.5	6	210.5	9	208.5	7	205.7	8	209,4
20	Dave CARR	2110	208.5	6	206.5	5	203.8	3	202.6	2	202.6	8	204,8
79	Jean-Pierre GENOUD-PRACI	Production	208.1	2	207.3	4	206.1	3	204.9	6	204.9	5	206,3
88	Sven PETTERSSON	Production	208.1	3	207.7	2	206.5	5	204.2	8	202.2	6	205,7
37	Mark YATES	Production	206.5	4	206.5	10	206.1	3	206.1	9	205.7	2	206,2
19	Paul PATTISON	Production	198.5	2	194.9	3	194.6	4	184.9	7	180.0	6	190,6
9	Xavier GEORGES	V6 Cup											
142	John RASSE	V6 Cup											
90	Lucas BSCHER	2110											





LOTUS CUP EUROPE

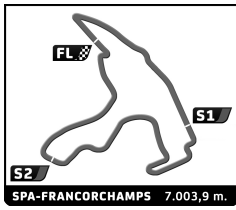
SPA EURO RACE

RACE 1

Fastest Lap Sequence

Elapsed	No	Driver	Team	Car	Class	Time	Kph	Lap
5:18.984	2	Pieter VERLINDE		Evora GT4	V6 Cup	2:38.288	159.3	2
5:19.481	1	Bence BALOGH		Evora GT4	V6 Cup	2:38.197	159.4	2






LOTUS CUP EUROPE SPA EURO RACE RACE 1

Lap Chart

No	Pos	Grid	Lap											
			1	2	3	4	5	6	7	8	9	10	11	12
1	1	1	2	2	1	1	1	1	1	1	1	1	1	1
2	2	2	1	1	2	2	2	2	2	2	2	2	2	2
11	3	11	21	11	11	11	11	11	11	11	18	18	18	18
9	4	9	18	18	18	18	18	18	18	17	17	17	17	17
18	5	18	11	21	21	17	17	17	17	17	7	7	7	7
99	6	99	17	17	17	81	81	81	81	7	59	57	57	57
17	7	17	99	99	81	7	7	7	7	59	57	59	59	59
92	8	92	57	81	7	57	57	57	59	57	92	92	92	92
57	9	57	81	57	57	59	59	59	57	92	41	41	41	41
77	10	77	7	7	92	92	92	92	92	41	51	51	51	51
21	11	21	92	92	59	41	41	41	41	51	11	14	14	14
41	12	41	59	59	41	14	51	51	51	81	14	12	12	12
81	13	81	41	41	14	51	14	14	14	14	12	37	88	
7	14	7	14	14	51	21	12	12	12	12	37	88	37	
59	15	59	31	51	12	12	37	88	37	37	88	27	27	
14	16	14	12	31	37	31	88	37	88	88	27	20	20	
12	17	12	51	12	31	37	79	79	79	27	20	31	79	
31	18	31	37	37	88	88	31	19	27	20	31	79	90	
51	19	51	88	88	79	79	19	27	19	31	79	90		
37	20	37	79	79	19	19	20	20	20	19	19	19		
88	21	88	19	19	20	20	27	31	31	79	90			
79	22	79	20	20	27	27	90	90	90	90	77			
19	23	19	27	27	90	90	77	77	77					
20	24	20	9	90	77	77								
27	25	27	90	77										
90	26	90	77											
142	27	142												





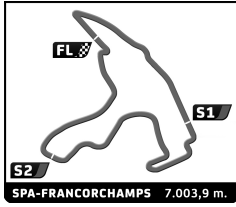
LOTUS CUP EUROPE SPA EURO RACE RACE 1

Analysis by lap

Lapped

No	Lap Time	Gap	No	Lap Time	Gap	No	Lap Time	Gap	No	Lap Time	Gap	No	Lap Time	Gap	
Lap 1															
			1	2:39.261		17	2:41.965	27.951	92	2:45.408	46.804	37	2:54.540 2:15.686		
2	2:40.696	0.000	2	2:40.622	0.864	81	2:42.921	30.272	41	2:45.616	50.994	88	2:54.787 2:15.969		
1	2:41.284	0.588	11	2:40.211	11.544	7	2:42.696	32.393	51	2:44.297	55.959	Lap 10			
21	2:47.395	6.699	18	2:40.580	15.658	57	2:42.930	32.960	14	2:48.061	1:06.266	1	2:38.955		
18	2:48.106	7.410	21	2:45.284	20.637	59	2:43.311	33.930	77	2:56.143	3 Laps	2	2:48.766 14.078		
11	2:48.369	7.673	17	2:44.961	20.729	92	2:44.300	35.421	12	2:48.908	1:17.416	27	2:58.237 1 Lap		
17	2:48.949	8.253	81	2:45.142	21.809	41	2:46.287	38.965	37	2:53.766	1:45.899	18	2:43.692 38.370		
99	2:49.468	8.772	7	2:44.697	21.999	51	2:44.860	46.002	88	2:54.718	1:46.227	17	2:43.951 45.186		
57	2:50.053	9.357	57	2:45.477	22.684	14	2:47.565	48.702	79	3:24.829 2:27.023		20	3:02.634 1 Lap		
81	2:50.901	10.205	92	2:44.200	22.741	77	2:49.156	3 Laps	27	2:57.379 2:31.359		7	2:45.134 56.579		
7	2:51.279	10.583	59	2:43.625	23.262	12	2:48.558	58.582	19	3:02.190 2:31.362		57	2:45.143 57.080		
92	2:51.779	11.083	41	2:44.427	24.899	37	2:53.437	1:17.135	Lap 8						
59	2:52.207	11.511	14	2:47.734	30.702	88	2:52.979	1:17.223	1	2:39.788		59	2:46.137 57.738		
41	2:52.577	11.881	51	2:46.834	33.138	79	2:55.507	1:25.236	20	3:01.438	1 Lap	31	2:57.722 1 Lap		
14	2:53.482	12.786	12	2:51.657	39.232	31	3:04.194	1:26.620	2	2:40.364	1.448	92	2:44.515 1:05.552		
31	2:55.283	14.587	37	2:54.994	48.041	19	3:03.449	1:46.383	11	2:40.910	14.887	41	2:46.465 1:10.602		
12	2:55.972	15.276	31	3:01.105	48.333	20	3:01.246	1:56.879	31	3:00.532	1 Lap	51	2:45.566 1:12.860		
51	2:56.781	16.085	88	2:54.739	48.547	27	2:59.559	1:57.135	18	2:43.939	28.552	79	3:03.751 1 Lap		
37	2:58.560	17.864	79	2:54.595	52.521	90	3:05.943	2:33.278	17	2:43.215	35.965	14	2:48.466 1:32.704		
88	2:59.325	18.629	19	2:58.473	58.827	Lap 6					7	2:44.001	43.480	77	2:55.195 3 Laps
79	3:02.070	21.374	20	3:00.817	1:12.076	1	2:39.459		59	2:44.422	45.224	12	2:54.268 1:54.956		
19	3:03.111	22.415	27	3:02.177	1:15.920	2	2:39.699	1.640	57	2:44.413	45.967	90	3:10.462 1 Lap		
20	3:09.183	28.487	90	3:12.457	1:37.951	11	2:40.522	13.301	92	2:45.456	52.472	37	2:54.335 2:31.066		
27	3:11.229	30.533	Lap 4					18	2:42.193	22.299	90	3:11.202	1 Lap	88	2:54.236 2:31.250
9	3:12.873	32.177	1	2:38.719		17	2:41.813	30.305	41	2:45.364	56.570	Lap 11			
90	3:16.900	36.204	2	2:38.437	0.582	81	2:43.634	34.447	51	2:44.732	1:00.903	1	2:41.493		
Lap 2															
2	2:38.288		11	2:39.456	12.281	7	2:43.228	36.162	81	3:03.181	1:01.736	2	3:03.795 36.380		
1	2:38.197	0.497	18	2:40.186	17.125	57	2:43.036	36.537	14	2:48.462	1:14.940	18	2:44.347 41.224		
11	2:41.706	11.091	17	2:43.015	25.025	59	2:42.807	37.278	77	2:47.851	3 Laps	17	2:42.180 45.873		
18	2:45.714	14.836	81	2:43.300	26.390	92	2:45.346	41.308	12	2:48.648	1:26.276	37	2:54.549 2:00.660		
21	2:46.700	15.111	7	2:45.456	28.736	41	2:45.784	45.290	37	2:54.549	2:00.660	88	2:54.257 2:00.696		
17	2:45.561	15.526	57	2:45.104	29.069	51	2:45.031	51.574	Lap 9						
99	2:45.936	16.420	59	2:45.115	29.658	14	2:48.874	58.117	1	2:39.514		1	2:42.808		
81	2:44.508	16.425	92	2:46.138	30.160	77	2:42.722	3 Laps	2	2:42.333	4.267	2	2:42.302 35.874		
57	2:45.896	16.965	41	2:45.537	31.717	12	2:49.297	1:08.420	27	2:59.110	1 Lap	18	2:44.995 43.411		
7	2:44.765	17.060	14	2:48.193	40.176	88	2:53.657	1:31.421	20	3:06.663	1 Lap	17	2:42.970 46.035		
92	2:45.504	18.299	51	2:45.762	40.181	37	2:54.369	1:32.045	18	2:44.595	33.633	7	2:45.050 1:00.136		
59	2:46.172	19.395	77	11:22.983	3 Laps	79	2:56.329	1:42.106	17	2:43.739	40.190	57	2:44.700 1:00.287		
41	2:46.637	20.230	21	3:03.891	45.809	19	3:02.160	2:09.084	31	2:56.402	1 Lap	59	2:47.262 1:03.507		
14	2:48.228	22.726	12	2:48.550	49.063	27	2:56.216	2:13.892	20	3:02.789	1 Lap	92	2:45.029 1:09.088		
51	2:48.265	26.062	31	2:51.851	1:01.465	20	3:01.082	2:18.502	18	2:44.595	33.633	41	2:45.741 1:14.850		
31	2:50.687	26.986	37	2:53.415	1:02.737	Lap 7					31	3:13.386	1 Lap	14	2:52.003 1:43.214
12	2:50.345	27.333	88	2:53.455	1:03.283	1	2:39.912		19	3:31.563	1 Lap	79	3:16.571 1 Lap		
37	2:53.229	32.805	79	2:54.966	1:08.768	2	2:39.144	0.872	7	2:46.434	50.400	77	2:58.452 3 Laps		
88	2:53.225	33.566	19	3:01.865	1:21.973	31	3:57.257	1 Lap	59	2:44.846	50.556	12	2:55.497 2:08.960		
79	2:54.598	37.684	20	3:01.315	1:34.672	11	2:40.376	13.765	57	2:44.439	50.892	90	3:09.360 1 Lap		
19	2:55.985	40.112	27	2:59.414	1:36.615	90	3:09.004	1 Lap	79	3:44.658	1 Lap	19	3:34.097 1 Lap		
20	3:00.818	51.017	90	3:07.142	2:06.374	Lap 5					92	2:47.034	59.992	Lap 12	
27	3:01.256	53.501	1	2:39.039		1	2:39.912		41	2:46.036	1:03.092	1	2:42.808		
90	3:07.336	1:05.252	2	2:39.857	1.400	2	2:39.144	0.872	51	2:44.860	1:06.249	88	2:54.944 1 Lap		
Lap 3															
			11	2:38.996	12.238	31	3:57.257	1 Lap	11	3:46.047	1:21.420	37	2:56.935 1 Lap		
			18	2:41.479	19.565	11	2:40.376	13.765	14	2:47.767	1:23.193	2	2:42.302 35.874		
						90	3:09.004	1 Lap	90	3:10.707	1 Lap	18	2:44.995 43.411		
						18	2:42.014	24.401	77	2:43.052	3 Laps	17	2:42.970 46.035		
						17	2:42.145	32.538	12	2:52.881	1:39.643	7	2:45.363 1:02.691		
						81	2:43.808	38.343							
						7	2:43.017	39.267							
						59	2:43.224	40.590							
						57	2:44.717	41.342							






LOTUS CUP EUROPE
SPA EURO RACE
RACE 1

Analysis by lap

Lapped ■

No	Lap Time	Gap	No	Lap Time	Gap	No	Lap Time	Gap	No	Lap Time	Gap
57	2:45.348	1:02.827									
59	2:43.360	1:04.059									
27	3:00.296	1 Lap									
92	2:45.147	1:11.427									
41	2:46.047	1:18.089									
51	2:44.675	1:19.486									
20	3:03.149	1 Lap									
14	2:51.676	1:52.082									
77	2:55.230	3 Laps									
12	2:50.710	2:16.862									
79	3:19.928	1 Lap									
90	3:10.525	1 Lap									






LOTUS CUP EUROPE SPA EURO RACE RACE 1

Sector Analysis

■ Personal Best ■ Session Best B Crossing the finish line in the pit lane

Lap	Time	Sector 1	Sector 2	Sector 3	T.Spd	Elapsed	Lap	Time	Sector 1	Sector 2	Sector 3	T.Spd	Elapsed
1 Bence BALOGH HUN Evora GT4							6	2:40.522	45.574	1:13.840	41.108	236.3	16:09.260
1	2:41.284	46.631	1:13.827	40.826		2:41.284	7	2:40.376	45.098	1:13.978	41.300	235.8	18:49.636
2	2:38.197	44.563	1:12.848	40.786	235.3	5:19.481	8	2:40.910	45.354	1:14.515	41.041	234.8	21:30.546
3	2:39.261	45.004	1:13.374	40.883	236.3	7:58.742	9	3:46.047B	45.307	1:30.262	1:30.478	232.3	25:16.593
4	2:38.719	44.705	1:13.010	41.004	235.8	10:37.461							
5	2:39.039	44.601	1:13.463	40.975	237.9	13:16.500							
6	2:39.459	44.654	1:13.715	41.090	237.4	15:55.959							
7	2:39.912	44.946	1:13.767	41.199	236.3	18:35.871							
8	2:39.788	44.717	1:13.742	41.329	235.8	21:15.659							
9	2:39.514	44.761	1:13.852	40.901	236.3	23:55.173							
10	2:38.955	44.732	1:13.228	40.995	236.3	26:34.128							
11	2:41.493	45.138	1:14.828	41.527	233.8	29:15.621							
12	2:42.808	45.385	1:15.636	41.787	235.3	31:58.429							
2 Pieter VERLINDE BEL Evora GT4													
1	2:40.696	46.640	1:13.052	41.004		2:40.696							
2	2:38.288	44.617	1:12.901	40.770	232.8	5:18.984							
3	2:40.622	44.897	1:14.377	41.348	233.3	7:59.606							
4	2:38.437	44.568	1:12.983	40.886	231.3	10:38.043							
5	2:39.857	44.114	1:15.182	40.561	231.8	13:17.900							
6	2:39.699	44.793	1:13.822	41.084	232.3	15:57.599							
7	2:39.144	44.548	1:13.814	40.782	235.3	18:36.743							
8	2:40.364	44.463	1:13.927	41.974	235.3	21:17.107							
9	2:42.333	45.608	1:15.506	41.219	228.3	23:59.440							
10	2:48.766B	44.535	1:14.603	49.628	237.9	26:48.206							
11	3:03.795	1:05.366	1:15.896	42.533	230.8	29:52.001							
12	2:42.302	45.135	1:15.108	42.059	228.3	32:34.303							
7 David MCINULTY GBR Exige V6 Cup R													
1	2:51.279	49.954	1:18.238	43.087		2:51.279							
2	2:44.765	46.760	1:15.524	42.481	229.3	5:36.044							
3	2:44.697	46.898	1:15.101	42.698	229.8	8:20.741							
4	2:45.456	46.627	1:15.702	43.127	225.5	11:06.197							
5	2:42.696	46.218	1:14.693	41.785	229.3	13:48.893							
6	2:43.228	46.421	1:14.608	42.199	230.3	16:32.121							
7	2:43.017	46.357	1:14.826	41.834	231.3	19:15.138							
8	2:44.001	46.512	1:15.478	42.011	224.5	21:59.139							
9	2:46.434	46.494	1:15.516	44.424	228.8	24:45.573							
10	2:45.134	46.924	1:15.461	42.749	224.5	27:30.707							
11	2:45.050	46.734	1:16.072	42.244	207.7	30:15.757							
12	2:45.363	46.836	1:15.614	42.913	227.4	33:01.120							
9 Xavier GEORGES FRA Exige V6 Cup R													
1	3:12.873B	48.159	1:27.541	57.173		3:12.873							
11 Jason MCINULTY GBR Evora GT4													
1	2:48.369	48.598	1:16.718	43.053		2:48.369							
2	2:41.706	46.025	1:14.676	41.005	233.3	5:30.075							
3	2:40.211	45.899	1:13.082	41.230	234.3	8:10.286							
4	2:39.456	45.797	1:12.820	40.839	235.3	10:49.742							
5	2:38.996	45.115	1:13.067	40.814	236.3	13:28.738							
12 Ian FENWICK GBR 2-Eleven							1	2:55.972	53.434	1:18.697	43.841		2:55.972
							2	2:50.345	48.604	1:17.743	43.998	203.8	5:46.317
							3	2:51.657	49.163	1:18.008	44.486	216.4	8:37.974
							4	2:48.550	49.279	1:15.849	43.422	214.3	11:26.524
							5	2:48.558	48.613	1:15.603	44.342	216.0	14:15.082
							6	2:49.297	49.531	1:16.138	43.628	213.0	17:04.379
							7	2:48.908	49.183	1:16.292	43.433	215.1	19:53.287
							8	2:48.648	48.447	1:16.777	43.424	215.1	22:41.935
							9	2:52.881	49.590	1:18.548	44.743	210.1	25:34.816
							10	2:54.268	49.855	1:18.026	46.387	208.5	28:29.084
							11	2:55.497	50.812	1:20.385	44.300	188.2	31:24.581
							12	2:50.710	49.248	1:17.855	43.607	212.6	34:15.291
14 Nathalie GENOUD-PRACHEX FRA 2-Eleven							1	2:53.482	51.808	1:18.246	43.428		2:53.482
							2	2:48.228	47.882	1:17.104	43.242	206.9	5:41.710
							3	2:47.734	47.763	1:16.371	43.600	213.0	8:29.444
							4	2:48.193	48.000	1:16.359	43.834	218.6	11:17.637
							5	2:47.565	48.206	1:16.185	43.174	218.2	14:05.202
							6	2:48.874	47.931	1:17.032	43.911	219.1	16:54.076
							7	2:48.061	48.421	1:16.492	43.148	214.3	19:42.137
							8	2:48.462	47.852	1:17.084	43.526	216.9	22:30.599
							9	2:47.767	48.023	1:16.402	43.342	217.3	25:18.366
							10	2:48.466	47.963	1:16.437	44.066	216.0	28:06.832
							11	2:52.003	48.321	1:18.721	44.961	213.9	30:58.835
							12	2:51.676	50.316	1:17.497	43.863	214.3	33:50.511
17 Thierry VERHIEST BEL Exige V6 Cup R							1	2:48.949	48.590	1:17.376	42.983		2:48.949
							2	2:45.561	46.018	1:16.224	43.319	224.5	5:34.510
							3	2:44.961	45.724	1:16.601	42.636	211.8	8:19.471
							4	2:43.015	46.019	1:15.020	41.976	224.5	11:02.486
							5	2:41.965	45.254	1:14.618	42.093	229.3	13:44.451
							6	2:41.813	44.924	1:14.969	41.920	225.5	16:26.264
							7	2:42.145	45.160	1:14.544	42.441	222.7	19:08.409
							8	2:43.215	46.131	1:15.270	41.814	210.5	21:51.624
							9	2:43.739	45.485	1:16.022	42.232	225.0	24:35.363
							10	2:43.951	45.545	1:15.987	42.419	220.9	27:19.314
							11	2:42.180	45.153	1:15.014	42.013	224.1	30:01.494
							12	2:42.970	45.869	1:15.170	41.931	221.8	32:44.464
18 Steve WILLIAMS GBR Evora GT4							1	2:48.106	47.682	1:17.353	43.071		2:48.106
							2	2:45.714	45.822	1:16.717	43.175	217.3	5:33.820
							3	2:40.580	45.341	1:13.860	41.379	220.9	8:14.400
							4	2:40.186	44.908	1:13.753	41.525	218.6	10:54.586
							5	2:41.479	45.517	1:14.227	41.735	229.3	13:36.065






LOTUS CUP EUROPE SPA EURO RACE RACE 1

Sector Analysis

■ Personal Best ■ Session Best ■ Crossing the finish line in the pit lane

Lap	Time	Sector 1	Sector 2	Sector 3	T.Spd	Elapsed	Lap	Time	Sector 1	Sector 2	Sector 3	T.Spd	Elapsed
19 Paul PATTISON GBR							Elise S1						
1	3:03.111	57.683	1:19.715	45.713		3:03.111							
2	2:55.985	51.291	1:19.272	45.422	198.5	5:59.096							
3	2:58.473	52.028	1:19.548	46.897	194.9	8:57.569							
4	3:01.865	51.849	1:19.382	50.634	194.6	11:59.434							
5	3:03.449	55.114	1:21.434	46.901	178.8	15:02.883							
6	3:02.160	53.793	1:21.827	46.540	180.0	18:05.043							
7	3:02.190	54.486	1:20.204	47.500	184.9	21:07.233							
8	3:31.563	56.452	1:40.934	54.177	161.2	24:38.796							
9	3:30.926	1:04.006	1:31.713	55.207	142.1	28:09.722							
10	3:34.097	1:05.232	1:32.725	56.140	139.5	31:43.819							
31 István KIRÁLY HUN							Exige V6 Cup R						
1	2:55.283	52.703	1:19.058	43.522		2:55.283							
2	2:50.687	47.553	1:18.380		224.5	5:45.970							
3	3:01.105	47.733	1:19.570	53.802	225.5	8:47.075							
4	2:51.851	49.152	1:18.807	43.892	221.3	11:38.926							
5	3:04.194	B	48.290	1:20.707	55.197	222.7	14:43.120						
6	3:57.257	1:50.068	1:20.113	47.076	221.8	18:40.377							
7	3:00.532	48.297	1:28.141	44.094	221.8	21:40.909							
8	2:56.402	47.563	1:21.963	46.876	222.2	24:37.311							
9	2:57.722	48.269	1:21.691	47.762	222.7	27:35.033							
10	3:13.386	B	49.096	1:25.500	58.790	220.0	30:48.419						
37 Mark YATES GBR							Elise Cup R						
1	2:58.560	53.969	1:20.531	44.060		2:58.560							
2	2:53.229	50.759	1:17.490	44.980	205.7	5:51.789							
3	2:54.994	50.725	1:18.081	46.188	206.1	8:46.783							
4	2:53.415	51.171	1:17.637	44.607	206.5	11:40.198							
5	2:53.437	50.640	1:17.769	45.028	205.7	14:33.635							
6	2:54.369	51.419	1:18.025	44.925	202.6	17:28.004							
7	2:53.766	50.286	1:18.482	44.998	205.3	20:21.770							
8	2:54.549	51.036	1:18.331	45.182	203.0	23:16.319							
9	2:54.540	50.682	1:18.501	45.357	206.1	26:10.859							
10	2:54.335	51.254	1:17.754	45.327	206.5	29:05.194							
11	2:56.935	51.675	1:20.189	45.071	198.5	32:02.129							
41 Anthony FOURNIER FRA							2-Eleven						
1	2:52.577	51.985	1:17.047	43.545		2:52.577							
2	2:46.637	48.289	1:15.612	42.736	208.1	5:39.214							
3	2:44.427	47.564	1:14.275	42.588	217.3	8:23.641							
4	2:45.537	47.654	1:14.320	43.563	216.4	11:09.178							
5	2:46.287	48.261	1:14.966	43.060	214.7	13:55.465							
6	2:45.784	48.052	1:14.972	42.760	215.6	16:41.249							
7	2:45.616	47.975	1:14.900	42.741	213.9	19:26.865							
8	2:45.364	48.070	1:14.744	42.550	212.2	22:12.229							
9	2:46.036	47.997	1:15.268	42.771	212.6	24:58.265							
10	2:46.465	48.220	1:15.431	42.814	212.2	27:44.730							
11	2:45.741	47.872	1:15.092	42.777	212.6	30:30.471							
12	2:46.047	48.038	1:15.198	42.811	213.0	33:16.518							
51 David HARVEY GBR							340R						
1	2:56.781	53.746	1:20.038	42.997		2:56.781							
2	2:48.265	47.429	1:17.768	43.068	209.7	5:45.046							
3	2:46.834	46.610	1:17.524	42.700	210.1	8:31.880							
4	2:45.762	46.499	1:16.847	42.416	216.0	11:17.642							
5	2:44.860	46.387	1:16.395	42.078	218.6	14:02.502							
6	2:45.031	46.380	1:16.750	41.901	209.7	16:47.533							
7	2:44.297	46.173	1:16.120	42.004	221.8	19:31.830							
8	2:44.732	46.269	1:16.385	42.078	216.0	22:16.562							
9	2:44.860	45.776	1:16.746	42.338	221.3	25:01.422							
10	2:45.566	46.028	1:17.633	41.905	225.5	27:46.988							
11	2:46.252	46.582	1:16.419	43.251	222.2	30:33.240							
12	2:44.675	46.305	1:16.549	41.821	227.4	33:17.915							






LOTUS CUP EUROPE SPA EURO RACE RACE 1

Sector Analysis

■ Personal Best ■ Session Best ■ Crossing the finish line in the pit lane

Lap	Time	Sector 1	Sector 2	Sector 3	T.Sp	Elapsed	Lap	Time	Sector 1	Sector 2	Sector 3	T.Sp	Elapsed		
57	Frank / Chris LAROCHE / LAROCHE						FRA	81	Tamas VIZIN						HUN
						2-Eleven							Exige V6 Cup R		
1	2:50.053	49.811	1:17.253	42.989		2:50.053	1	2:50.901	50.168	1:17.230	43.503		2:50.901		
2	2:45.896	46.759	1:16.383	42.754	218.6	5:35.949	2	2:44.508	45.866	1:16.119	42.523	226.4	5:35.409		
3	2:45.477	48.037	1:14.343	43.097	216.4	8:21.426	3	2:45.142	46.669	1:15.576	42.897	228.8	8:20.551		
4	2:45.104	46.900	1:15.034	43.170	217.7	11:06.530	4	2:43.300	46.385	1:15.099	41.816	225.9	11:03.851		
5	2:42.930	46.559	1:14.256	42.115	217.3	13:49.460	5	2:42.921	46.337	1:14.456	42.128	226.9	13:46.772		
6	2:43.036	47.040	1:13.781	42.215	215.1	16:32.496	6	2:43.634	46.739	1:14.368	42.527	221.3	16:30.406		
7	2:44.717	47.056	1:14.916	42.745	213.4	19:17.213	7	2:43.808	47.092	1:14.187	42.529	220.0	19:14.214		
8	2:44.413	46.938	1:15.405	42.070	213.0	22:01.626	8	3:03.181 B	48.406	1:15.997	58.778	207.3	22:17.395		
9	2:44.439	46.914	1:14.477	43.048	214.7	24:46.065									
10	2:45.143	47.500	1:15.183	42.460	215.1	27:31.208									
11	2:44.700	47.341	1:15.234	42.125	212.6	30:15.908									
12	2:45.348	47.779	1:14.886	42.683	211.4	33:01.256									
59	Robin NILSSON						SWE	88	Sven PETERSSON						SWE
						Exige V6 Cup R							Elise Cup R		
1	2:52.207	50.299	1:18.310	43.598		2:52.207	1	2:59.325	56.485	1:18.486	44.354		2:59.325		
2	2:46.172	48.383	1:15.419	42.370	226.9	5:38.379	2	2:53.225	50.361	1:18.264	44.600	207.7	5:52.550		
3	2:43.625	46.459	1:15.135	42.031	220.4	8:22.004	3	2:54.739	50.545	1:18.072	46.122	208.1	8:47.289		
4	2:45.115	46.811	1:15.064	43.240	229.3	11:07.119	4	2:53.455	50.983	1:17.899	44.573	201.9	11:40.744		
5	2:43.311	46.158	1:15.177	41.976	222.2	13:50.430	5	2:52.979	50.794	1:17.629	44.556	206.5	14:33.723		
6	2:42.807	46.304	1:14.618	41.885	216.0	16:33.237	6	2:53.657	51.200	1:17.713	44.744	202.2	17:27.380		
7	2:43.224	46.212	1:14.787	42.225	233.3	19:16.461	7	2:54.718	51.131	1:18.620	44.967	196.4	20:22.098		
8	2:44.422	45.874	1:16.126	42.422	228.8	22:00.883	8	2:54.257	51.511	1:18.221	44.525	204.2	23:16.355		
9	2:44.846	45.739	1:16.003	43.104	231.3	24:45.729	9	2:54.787	50.855	1:18.632	45.300	198.9	26:11.142		
10	2:46.137	47.011	1:15.615	43.511	216.4	27:31.866	10	2:54.236	51.191	1:17.900	45.145	196.7	29:05.378		
11	2:47.262	48.881	1:16.019	42.362	228.8	30:19.128	11	2:54.944	51.524	1:18.701	44.719	201.1	32:00.322		
12	2:43.360	45.898	1:14.861	42.601	232.8	33:02.488									
77	Philippe / Jean Baptiste LOUP / LOUP						FRA	90	Lucas BSCHER						CHE
						2-Eleven							Exige S2		
1	11:22.983	9:24.237	1:16.094	42.652		11:22.983	1	3:16.900	1:00.256				3:16.900		
2	2:49.156	47.184	1:16.009	45.963	213.4	14:12.139	2	3:07.336					6:24.236		
3	2:42.722	46.265	1:14.448	42.009	226.9	16:54.861	3	3:12.457					9:36.693		
4	2:56.143	50.536	1:20.369	45.238	185.9	19:51.004	4	3:07.142					12:43.835		
5	2:47.851	47.072	1:16.615	44.164	205.7	22:38.855	5	3:05.943					15:49.778		
6	2:43.052	46.414	1:14.484	42.154	223.1	25:21.907	6	3:09.004					18:58.782		
7	2:55.195	51.319	1:18.294	45.582	208.9	28:17.102	7	3:11.202					22:09.984		
8	2:58.452	52.350	1:19.332	46.770	199.6	31:15.554	8	3:10.707					25:20.691		
9	2:55.230	51.858	1:17.909	45.463	204.5	34:10.784	9	3:10.462					28:31.153		
							10	3:09.360					31:40.513		
							11	3:10.525					34:51.038		
79	Jean-Pierre GENOUD-PRACHEX						FRA	92	Christophe LISANDRE						FRA
						2-Eleven							2-Eleven		
1	3:02.070	56.867	1:20.128	45.075		3:02.070	1	2:51.779	49.952	1:17.801	44.026		2:51.779		
2	2:54.598	50.713	1:18.513	45.372	208.1	5:56.668	2	2:45.504	48.074	1:14.341	43.089	219.5	5:37.283		
3	2:54.595	50.653	1:18.931	45.011	206.1	8:51.263	3	2:44.200	47.106	1:14.553	42.541	217.7	8:21.483		
4	2:54.966	50.817	1:19.075	45.074	207.3	11:46.229	4	2:46.138	48.062	1:14.660	43.416	223.1	11:07.621		
5	2:55.507	51.132	1:19.638	44.737	204.9	14:41.736	5	2:44.300	47.077	1:14.155	43.068	221.8	13:51.921		
6	2:56.329	51.222	1:19.682	45.425	204.9	17:38.065	6	2:45.346	47.253	1:15.421	42.672	220.4	16:37.267		
7	3:24.829 B	56.803	1:29.517	58.509	131.9	21:02.894	7	2:45.408	47.427	1:14.749	43.232	217.3	19:22.675		
8	3:44.658	1:32.912	1:22.612	49.134	197.8	24:47.552	8	2:45.456	48.222	1:14.548	42.686	216.0	22:08.131		
9	3:03.751	52.453	1:24.220	47.078	182.4	27:51.303	9	2:47.034	47.936	1:14.782	44.316	215.1	24:55.165		
10	3:16.571	51.670	1:28.951	55.950	203.8	31:07.874	10	2:44.515	47.175	1:14.401	42.939	214.3	27:39.680		
11	3:19.928	1:02.327	1:24.043	53.558	161.4	34:27.802	11	2:45.029	47.575	1:14.723	42.731	217.7	30:24.709		
							12	2:45.147	48.073	1:14.188	42.886	216.0	33:09.856		
99	Nikolaj IPSEN						DNK	99	Nikolaj IPSEN						DNK
						Exige V6 Cup R							Exige V6 Cup R		






LOTUS CUP EUROPE SPA EURO RACE RACE 1

Sector Analysis

■ Personal Best ■ Session Best B Crossing the finish line in the pit lane

Lap	Time	Sector 1	Sector 2	Sector 3	T.Spd	Elapsed	Lap	Time	Sector 1	Sector 2	Sector 3	T.Spd	Elapsed
1	2:49.468	48.886	1:18.024	42.558		2:49.468							
2	2:45.936	46.611	1:16.432	42.893	221.3	5:35.404							






LOTUS CUP EUROPE
SPA EURO RACE
RACE 2 (30')

Starting Grid

			142	John RASSE
	32	- 15 -		
			90	Lucas BSCHER
	8	- 14 -		
			6	
2:57.988	John ENGELBORGHES	27	- 13 -	
			20	2:56.307 Dave CARR
2:55.926	Paul PATTISON	19	- 12 -	
			79	2:51.372 Jean-Pierre GENOUD-PRACHEX
2:50.783	Sven PETTERSSON	88	- 11 -	
			37	2:50.209 Mark YATES
2:49.832	David HARVEY	51	- 10 -	
			31	2:48.086 István KIRÁLY
2:47.471	Ian FENWICK	12	- 9 -	
			14	2:46.272 Nathalie GENOUD-PRACHEX
2:41.469	Robin NILSSON	59	- 8 -	
			7	2:41.235 David MCINULTY
2:37.509	Tamas VIZIN	81	- 7 -	
			41	2:41.019 Anthony FOURNIER
2:40.863	Daniel PALMA	21	- 6 -	
			77	2:40.086 Philippe / Jean Baptiste LOUP / LOUP
2:40.015	Franck / Chris LAROCHE / LAROCHE	57	- 5 -	
			92	2:39.531 Christophe LISANDRE
2:39.251	Thierry VERHIEST	17	- 4 -	
			99	2:38.280 Nikolaj IPSEN
2:38.236	Steve WILLIAMS	18	- 3 -	
			9	2:37.973 Xavier GEORGES
2:37.600	Jason MCINULTY	11	- 2 -	
			2	2:36.203 Pieter VERLINDE
2:35.811	Bence BALOGH	1	- 1 -	





LOTUS CUP EUROPE
SPA EURO RACE
RACE 2 (30')


Starting Grid



Published at:

Stewards	Timekeeper:
-----------------	--------------------





LOTUS CUP EUROPE

SPA EURO RACE

RACE 2 (30')

Final Classification

No	Driver	Nat	Team	Car	Cl.	Laps	Total Time	Gap	Kph	Best Lap		
										Lap	Time	Kph
1	Bence BALOGH	HUN		Evora GT4	V6 Cup	12	32:11.608	-	156.4	3	2:40.020	157.6
2	Pieter VERLINDE	BEL		Evora GT4	V6 Cup	12	32:13.403	+1.795	156.3	9	2:40.441	157.2
3	Xavier GEORGES	FRA		Exige V6 Cup R	V6 Cup	12	32:28.748	+17.140	155.0	2	2:40.915	156.7
4	Steve WILLIAMS	GBR		Evora GT4	V6 Cup	12	32:39.032	+27.424	154.2	5	2:41.258	156.4
5	Nikolaj IPSEN	DNK		Exige V6 Cup R	V6 Cup	12	32:53.864	+42.256	153.1	4	2:43.324	154.4
6	Tamas VIZIN	HUN		Exige V6 Cup R	V6 Cup	12	32:55.378	+43.770	152.9	12	2:42.872	154.8
7	Jason MCINULTY	GBR		Evora GT4	V6 Cup	12	33:01.212	+49.604	152.5	12	2:40.939	156.7
8	Daniel PALMA	SWE		Exige V6 Cup R	V6 Cup	12	33:13.934	+1:02.326	151.5	4	2:44.165	153.6
9	David MCINULTY	GBR		Exige V6 Cup R	V6 Cup	12	33:14.079	+1:02.471	151.5	11	2:44.168	153.6
10	Philippe / Jean Baptiste LOUP / LOUP	FRA		2-Eleven	2110	12	33:15.290	+1:03.682	151.4	4	2:43.532	154.2
11	Robin NILSSON	SWE		Exige V6 Cup R	V6 Cup	12	33:17.246	+1:05.638	151.3	9	2:44.364	153.4
12	Franck / Chris LAROCHE / LAROCHE	FRA		2-Eleven	2110	12	33:34.929	+1:23.321	149.9	2	2:46.233	151.7
13	Anthony FOURNIER	FRA		2-Eleven	2110	12	34:01.103	+1:49.495	148.0	2	2:47.914	150.2
14	Nathalie GENOUD-PRACHEX	FRA		2-Eleven	2110	12	34:02.356	+1:50.748	147.9	4	2:47.107	150.9
15	Ian FENWICK	GBR		2-Eleven	2110	12	34:44.298	+2:32.690	145.0	6	2:49.538	148.7
16	Jean-Pierre GENOUD-PRACHEX	FRA		2-Eleven	Productio	11	32:22.171	1 Lap	142.6	7	2:54.923	144.1
17	Sven PETERSSON	SWE		Elise Cup R	Productio	11	32:22.841	1 Lap	142.5	8	2:54.843	144.2
18	Mark YATES	GBR		Elise Cup R	Productio	11	32:23.494	1 Lap	142.5	10	2:54.494	144.5
19	István KIRÁLY	HUN		Exige V6 Cup R	V6 Cup	11	32:28.223	1 Lap	142.1	9	2:50.700	147.7
20	John ENGELBORGHES	BEL		Exige S2	2110	11	33:43.058	1 Lap	136.9	10	2:59.024	140.8
21	Lucas BSCHER	CHE		Exige S2	2110	11	34:33.231	1 Lap	133.6	8	3:02.797	137.9
Not classified												
17	Thierry VERHIEST	BEL		Exige V6 Cup R	V6 Cup	3	9:39.399			2	2:44.833	153.0
51	David HARVEY	GBR		340R	2110	2	5:44.837			2	2:49.239	149.0
92	Christophe LISANDRE	FRA		2-Eleven	2110	1	3:51.144					
Not Started												
19	Paul PATTISON	GBR		Elise S1	Productio							
20	Dave CARR	GBR		Elise Cup ES	2110							
142	John RASSE	BEL		Exige V6 Cup R	V6 Cup							

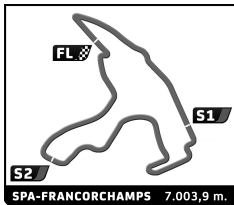
Pole Position:	Bence BALOGH	2:35.811	161.8 Kph
Fastest Lap:	Lap3 Bence BALOGH	2:40.020	157.6 Kph

Published at:

Track Status: **DRY**

Stewards	Timekeeper:
-----------------	--------------------





LOTUS CUP EUROPE

SPA EURO RACE

RACE 2

Final Classification by Class


No	Driver	Nat	Team	Car	Laps	Total Time	Gap	Kph	Best Lap			
									Lap	Time	Kph	
2110												
1	77 Philippe / Jean Baptiste LOUP / LOUP	FRA		2-Eleven	12	33:15.290		151.4	4	2:43.532	154.2	
2	57 Franck / Chris LAROCHE / LAROCHE	FRA		2-Eleven	12	33:34.929	+19.639	149.9	2	2:46.233	151.7	
3	41 Anthony FOURNIER	FRA		2-Eleven	12	34:01.103	+45.813	148.0	2	2:47.914	150.2	
4	14 Nathalie GENOUD-PRACHEX	FRA		2-Eleven	12	34:02.356	+47.066	147.9	4	2:47.107	150.9	
5	12 Ian FENWICK	GBR		2-Eleven	12	34:44.298	+1'29.008	145.0	6	2:49.538	148.7	
6	27 John ENGELBORGHIS	BEL		Exige S2	11	33:43.058	1 Lap	136.9	10	2:59.024	140.8	
7	90 Lucas BSCHER	CHE		Exige S2	11	34:33.231	1 Lap	133.6	8	3:02.797	137.9	
Not classified												
51	David HARVEY	GBR		340R	2	5:44.837	10 Laps		2	2:49.239	149.0	
92	Christophe LISANDRE	FRA		2-Eleven	1	3:51.144	11 Laps					
Not Started												
20	Dave CARR	GBR		Elise Cup ES			12 Laps					
Production												
1	79 Jean-Pierre GENOUD-PRACHEX	FRA		2-Eleven	11	32:22.171		142.6	7	2:54.923	144.1	
2	88 Sven PETERSSON	SWE		Elise Cup R	11	32:22.841	+0.670	142.5	8	2:54.843	144.2	
3	37 Mark YATES	GBR		Elise Cup R	11	32:23.494	+1.323	142.5	10	2:54.494	144.5	
Not Started												
19	Paul PATTISON	GBR		Elise S1			11 Laps					
V6 Cup												
1	1 Bence BALOGH	HUN		Evora GT4	12	32:11.608		156.4	3	2:40.020	157.6	
2	2 Pieter VERLINDE	BEL		Evora GT4	12	32:13.403	+1.795	156.3	9	2:40.441	157.2	
3	9 Xavier GEORGES	FRA		Exige V6 Cup R	12	32:28.748	+17.140	155.0	2	2:40.915	156.7	
4	18 Steve WILLIAMS	GBR		Evora GT4	12	32:39.032	+27.424	154.2	5	2:41.258	156.4	
5	99 Nikolaj IPSEN	DNK		Exige V6 Cup R	12	32:53.864	+42.256	153.1	4	2:43.324	154.4	
6	81 Tamas VIZIN	HUN		Exige V6 Cup R	12	32:55.378	+43.770	152.9	12	2:42.872	154.8	
7	11 Jason MCINULTY	GBR		Evora GT4	12	33:01.212	+49.604	152.5	12	2:40.939	156.7	
8	21 Daniel PALMA	SWE		Exige V6 Cup R	12	33:13.934	+1'02.326	151.5	4	2:44.165	153.6	
9	7 David MCINULTY	GBR		Exige V6 Cup R	12	33:14.079	+1'02.471	151.5	11	2:44.168	153.6	
10	59 Robin NILSSON	SWE		Exige V6 Cup R	12	33:17.246	+1'05.638	151.3	9	2:44.364	153.4	
11	31 István KIRÁLY	HUN		Exige V6 Cup R	11	32:28.223	1 Lap	142.1	9	2:50.700	147.7	
Not classified												
17	Thierry VERHIEST	BEL		Exige V6 Cup R	3	9:39.399	9 Laps		2	2:44.833	153.0	
Not Started												
142	John RASSE	BEL		Exige V6 Cup R			12 Laps					

Published at:

Track Status: **DRY**

Stewards	Timekeeper:
----------	-------------






LOTUS CUP EUROPE SPA EURO RACE RACE 2

Best Sector Times

Sector 1			Sector 2			Sector 3			Ideal Lap	Best Lap	
Pos	No Driver	Time	No Driver	Time	No Driver	Time	Pos	No Driver			
1	2 P.VERLINDE	44.696	9 X.GEORGES	1:13.390	1 B.BALOGH	40.911	1	1 B.BALOGH	2:39.514	2:40.020	(1)
2	1 B.BALOGH	44.782	1 B.BALOGH	1:13.821	2 P.VERLINDE	41.050	2	2 P.VERLINDE	2:39.854	2:40.441	(2)
3	18 S.WILLIAMS	45.040	11 J.MCINULTY	1:13.959	18 S.WILLIAMS	41.353	3	9 X.GEORGES	2:40.288	2:40.915	(3)
4	11 J.MCINULTY	45.090	2 P.VERLINDE	1:14.108	9 X.GEORGES	41.480	4	11 J.MCINULTY	2:40.551	2:40.939	(4)
5	9 X.GEORGES	45.418	18 S.WILLIAMS	1:14.278	11 J.MCINULTY	41.502	5	18 S.WILLIAMS	2:40.671	2:41.258	(5)
6	99 N.IPSEN	45.443	77 P.LOUP / LOUP	1:14.483	81 T.VIZIN	41.536	6	81 T.VIZIN	2:42.031	2:42.872	(6)
7	17 T.VERHIEST	45.711	81 T.VIZIN	1:14.538	99 N.IPSEN	41.783	7	99 N.IPSEN	2:42.444	2:43.324	(7)
8	21 D.PALMA	45.935	57 F.LAROCHE / LAROCHE	1:15.057	21 D.PALMA	41.932	8	77 P.LOUP / LOUP	2:43.316	2:43.532	(8)
9	81 T.VIZIN	45.957	99 N.IPSEN	1:15.218	7 D.MCINULTY	41.958	9	21 D.PALMA	2:43.606	2:44.165	(9)
10	59 R.NILSSON	46.231	41 A.FOURNIER	1:15.223	59 R.NILSSON	41.982	10	7 D.MCINULTY	2:43.853	2:44.168	(10)
11	7 D.MCINULTY	46.480	7 D.MCINULTY	1:15.415	77 P.LOUP / LOUP	42.233	11	59 R.NILSSON	2:44.025	2:44.364	(11)
12	77 P.LOUP / LOUP	46.600	21 D.PALMA	1:15.739	17 T.VERHIEST	42.419	12	17 T.VERHIEST	2:44.159	2:44.833	(12)
13	51 D.HARVEY	47.209	59 R.NILSSON	1:15.812	57 F.LAROCHE / LAROCHE	42.792	13	57 F.LAROCHE / LAROCHE	2:45.612	2:46.233	(13)
14	14 N.GENOUD-PRACHEX	47.664	14 N.GENOUD-PRACHEX	1:16.012	51 D.HARVEY	42.876	14	14 N.GENOUD-PRACHEX	2:46.761	2:47.107	(14)
15	31 I.KIRÁLY	47.727	17 T.VERHIEST	1:16.029	41 A.FOURNIER	43.029	15	41 A.FOURNIER	2:47.130	2:47.914	(15)
16	57 F.LAROCHE / LAROCHE	47.763	12 I.FENWICK	1:16.369	14 N.GENOUD-PRACHEX	43.085	16	51 D.HARVEY	2:47.856	2:49.239	(16)
17	12 I.FENWICK	48.645	51 D.HARVEY	1:17.771	12 I.FENWICK	43.593	17	12 I.FENWICK	2:48.607	2:49.538	(17)
18	41 A.FOURNIER	48.878	88 S.PETTERSSON	1:18.386	31 I.KIRÁLY	43.768	18	31 I.KIRÁLY	2:50.700	2:50.700	(18)
19	79 J.GENOUD-PRACHEX	50.446	37 M.YATES	1:18.436	79 J.GENOUD-PRACHEX	44.728	19	88 S.PETTERSSON	2:53.823	2:54.843	(20)
20	88 S.PETTERSSON	50.522	79 J.GENOUD-PRACHEX	1:19.101	88 S.PETTERSSON	44.915	20	37 M.YATES	2:54.114	2:54.494	(19)
21	37 M.YATES	50.563	31 I.KIRÁLY	1:19.205	37 M.YATES	45.115	21	79 J.GENOUD-PRACHEX	2:54.275	2:54.923	(21)
22	27 J.ENGELBORGHIS	50.714	27 J.ENGELBORGHIS	1:22.832	27 J.ENGELBORGHIS	45.431	22	27 J.ENGELBORGHIS	2:58.977	2:59.024	(22)

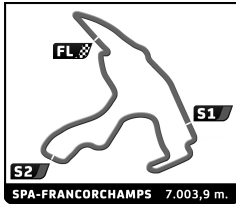


LOTUS CUP EUROPE SPA EURO RACE RACE 2

Best Top Speed

No Driver	Team	Class	Top 1		Top 2		Top 3		Top 4		Top 5		Avg
			Kph	Lap	Kph	Lap	Kph	Lap	Kph	Lap	Kph	Lap	
2 Pieter VERLINDE		V6 Cup	236.3	12	235.3	11	235.3	3	234.8	7	234.8	6	235,3
11 Jason MCINULTY		V6 Cup	235.8	12	235.8	5	233.8	11	233.8	10	233.3	8	234,5
1 Bence BALOGH		V6 Cup	235.3	11	234.8	7	234.8	3	234.3	8	233.8	9	234,6
18 Steve WILLIAMS		V6 Cup	233.8	3	230.8	8	228.8	9	227.8	7	226.4	6	229,5
99 Nikolaj IPSEN		V6 Cup	233.3	11	231.3	6	231.3	9	230.8	2	230.8	3	231,5
59 Robin NILSSON		V6 Cup	232.8	11	231.3	9	229.3	5	228.8	12	228.8	10	230,2
9 Xavier GEORGES		V6 Cup	230.8	6	230.3	7	229.3	9	229.3	3	228.8	8	229,7
21 Daniel PALMA		V6 Cup	230.3	3	229.3	5	228.8	4	228.8	6	228.3	11	229,1
7 David MCINULTY		V6 Cup	229.3	10	228.8	11	227.8	6	227.8	9	226.4	5	228,0
81 Tamas VIZIN		V6 Cup	226.4	2	225.5	7	225.5	5	225.0	3	224.5	6	225,4
31 István KIRÁLY		V6 Cup	224.5	9	222.7	11	221.3	5	220.0	3	217.7	2	221,2
17 Thierry VERHIEST		V6 Cup	223.6	2	221.3	3							222,5
77 Philippe / Jean Baptiste LOUI		211O	223.6	3	222.7	2	222.7	4	221.8	5	221.3	6	222,4
14 Nathalie GENOUD-PRACHE		211O	219.1	4	217.7	10	214.7	2	214.7	5	214.3	8	216,1
12 Ian FENWICK		211O	211.8	3	211.4	2	208.9	5	208.5	6	208.1	11	209,7
57 Franck / Chris LAROCHE / L		211O	210.1	2	207.7	6	207.3	3	206.9	12	206.9	11	207,8
41 Anthony FOURNIER		211O	208.1	2	205.7	3	203.8	7	203.0	5	202.6	11	204,6
37 Mark YATES		Production	206.9	2	206.9	8	206.5	6	206.1	3	206.1	9	206,5
27 John ENGELBORGHES		211O	206.1	8	205.3	11	205.3	6	205.3	5	203.8	9	205,2
88 Sven PETERSSON		Production	204.2	10	204.2	9	203.8	8	203.4	6	203.0	4	203,7
79 Jean-Pierre GENOUD-PRACI		Production	203.8	2	203.4	11	203.4	10	203.4	5	203.0	3	203,4
51 David HARVEY		211O	202.2	2									202,2
142 John RASSE		V6 Cup											
90 Lucas BSCHER		211O											
20 Dave CARR		211O											
92 Christophe LISANDRE		211O											
19 Paul PATTISON		Production											





LOTUS CUP EUROPE

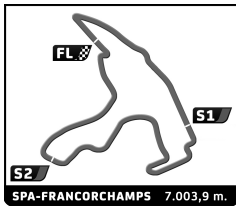
SPA EURO RACE

RACE 2

Fastest Lap Sequence

Elapsed	No	Driver	Team	Car	Class	Time	Kph	Lap
5:22.184	1	Bence BALOGH		Evora GT4	V6 Cup	2:40.048	157.5	2
8:02.204	1	Bence BALOGH		Evora GT4	V6 Cup	2:40.020	157.6	3





LOTUS CUP EUROPE


SPA EURO RACE

RACE 2

Lap Chart

No	Pos	Grid	Lap											
			1	2	3	4	5	6	7	8	9	10	11	12
1	1	1	1	1	1	1	1	1	1	1	1	1	1	1
2	2	2	9	9	9	9	2	2	2	2	2	2	2	2
11	3	11	2	2	2	2	9	9	9	9	9	9	9	9
9	4	9	18	18	18	18	18	18	18	18	18	18	18	18
18	5	18	21	99	99	99	99	99	99	99	99	99	99	99
99	6	99	99	21	21	21	21	21	81	81	81	81	81	81
17	7	17	17	81	81	81	81	81	21	21	21	11	11	11
92	8	92	81	17	77	77	77	77	77	77	77	21	21	21
57	9	57	77	77	59	59	59	59	59	11	11	77	77	7
77	10	77	59	59	7	7	7	7	7	59	59	7	7	77
21	11	21	57	7	57	57	11	11	11	7	7	59	59	59
41	12	41	7	57	41	11	57	57	57	57	57	57	57	57
81	13	81	41	41	11	41	41	14	14	41	41	14	14	41
7	14	7	51	51	14	14	14	41	41	14	14	41	41	14
59	15	59	14	14	12	12	12	12	12	12	12	12	12	12
14	16	14	12	11	79	37	79	79	79	79	79	79	79	79
12	17	12	11	12	37	79	88	88	88	88	88	88	88	88
31	18	31	88	79	88	88	37	37	37	37	37	37	37	37
51	19	51	31	88	31	31	31	31	31	31	31	31	31	31
37	20	37	79	37	27	27	27	27	27	27	27	27	27	27
88	21	88	37	31	17	90	90	90	90	90	90	90	90	90
79	22	79	27	27	90									
19	23	19	90	90										
20	24	20	92											
27	25	27												
90		90												
142		142												





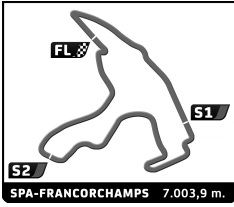
LOTUS CUP EUROPE SPA EURO RACE RACE 2

Analysis by lap

Lapped

No	Lap Time	Gap	No	Lap Time	Gap	No	Lap Time	Gap	No	Lap Time	Gap	No	Lap Time	Gap
Lap 1														
1	2:42.136	0.000	2	2:40.971	5.054	11	2:43.106	37.926	Lap 8			21	2:48.310	51.890
9	2:43.936	1.800	18	2:41.317	6.880	57	2:47.725	38.993	1	2:41.523		77	2:48.572	52.516
2	2:45.301	3.165	99	2:44.119	14.785	41	2:51.671	48.465	2	2:41.130	3.615	27	3:03.047	1 Lap
18	2:46.297	4.161	21	2:44.946	16.504	14	2:51.120	48.702	9	2:42.494	8.616	7	2:44.236	55.466
21	2:48.202	6.066	81	2:46.014	18.362	12	2:50.753	56.315	27	3:03.102	1 Lap	59	2:48.221	58.588
59	2:51.774	9.638	77	2:43.549	19.521	79	2:55.942	1:27.785	18	2:43.706	14.169	57	2:47.111	1:10.594
57	2:52.568	10.432	59	2:46.536	22.540	88	2:56.122	1:28.153	99	2:43.903	29.415	90	3:04.628	1 Lap
7	2:53.224	11.088	7	2:46.982	23.248	37	2:57.143	1:28.883	21	2:45.958	38.122	14	2:48.974	1:31.759
41	2:53.620	11.484	17	2:49.932	7.796	31	2:54.856	1:33.356	81	2:44.304	34.979	41	2:50.506	1:32.000
51	2:55.598	13.462	81	2:50.952	8.816	27	3:00.753	2:12.065	21	2:45.958	38.122	12	2:50.469	2:12.283
14	2:56.626	14.490	77	2:51.365	9.229	11	2:44.926	29.210	77	2:45.998	39.230	79	2:54.931	2:37.768
12	2:57.572	15.436	59	2:51.774	9.638	14	2:48.365	31.524	90	3:05.310	1 Lap	88	2:54.944	2:38.161
11	2:58.275	16.139	57	2:52.568	10.432	12	2:50.386	35.872	11	2:43.988	45.742	37	2:54.494	2:38.630
88	3:02.884	20.748	7	2:53.224	11.088	79	2:55.660	55.641	59	2:47.191	47.405	Lap 11		
31	3:03.735	21.599	41	2:53.620	11.484	37	2:55.018	55.989	7	2:46.712	47.769	1	2:40.945	
79	3:04.856	22.720	51	2:55.598	13.462	88	2:55.980	56.339	57	2:47.532	58.448	2	2:40.700	3.229
37	3:06.011	23.875	14	2:56.626	14.490	31	2:57.271	1:03.540	41	2:49.087	1:14.695	31	2:59.916	1 Lap
27	3:22.454	40.318	12	2:57.572	15.436	27	3:06.139	1:31.002	14	2:50.762	1:16.259	9	2:43.741	14.637
90	3:30.612	48.476	11	2:58.275	16.139	17	4:04.634	1:37.195	12	3:06.905	1:52.815	18	2:44.459	23.932
92	3:51.144	1:09.008	88	3:02.884	20.748	90	3:10.143	1:46.796	79	2:55.003	2:09.181	99	2:44.002	39.617
Lap 2														
1	2:40.048		Lap 4			77	2:45.367	31.064	88	2:54.843	2:09.579	81	2:43.252	43.012
9	2:40.915	2.667	1	2:40.268		59	2:45.559	37.494	37	2:55.077	2:10.371	11	2:41.944	50.779
2	2:40.986	4.103	9	2:41.302	4.764	7	2:45.759	38.129	31	2:56.968	2:16.012	21	2:46.434	57.379
18	2:41.470	5.583	2	2:40.682	5.468	11	2:41.646	38.803	77	2:46.301	57.872	7	2:44.168	58.689
99	2:44.069	10.686	18	2:42.223	8.835	57	2:47.610	45.834	59	2:44.805	1:02.448	27	2:59.024	1 Lap
21	2:45.560	11.578	99	2:43.324	17.841	14	2:50.334	58.267	18	2:44.057	17.662	57	2:47.756	1:17.405
81	2:43.600	12.368	21	2:44.165	20.401	41	2:50.755	58.451	27	3:01.389	1 Lap	14	2:50.778	1:41.592
17	2:44.833	12.581	81	2:43.008	21.102	12	2:49.538	1:05.084	99	2:43.809	32.660	41	2:50.597	1:41.652
77	2:46.811	15.992	77	2:43.532	22.785	79	2:55.364	1:42.380	81	2:43.482	37.897	90	3:06.443	1 Lap
59	2:46.434	16.024	59	2:45.420	27.692	88	2:55.524	1:42.908	21	2:46.860	44.418	12	2:50.135	2:21.473
7	2:45.246	16.286	7	2:45.427	28.407	37	2:55.249	1:43.363	77	2:46.116	44.782	Lap 12		
57	2:46.233	16.617	57	2:47.330	32.049	31	2:55.014	1:47.601	11	2:41.904	47.082	1	2:42.114	
41	2:47.914	19.350	11	2:46.659	35.601	27	3:00.211	2:31.507	59	2:44.364	51.205	2	2:40.680	1.795
51	2:49.239	22.653	41	2:49.080	37.575	Lap 7			7	2:44.863	52.068	79	2:55.854	1 Lap
14	2:48.737	23.179	14	2:47.107	38.363	1	2:41.602		57	2:46.437	1:04.321	88	2:56.131	1 Lap
11	2:48.213	24.304	12	2:50.739	46.343	2	2:40.519	4.008	90	3:02.797	1 Lap	37	2:56.315	1 Lap
12	2:50.118	25.506	37	2:56.800	1:12.521	9	2:42.188	7.645	41	2:48.201	1:22.332	31	2:54.448	1 Lap
79	2:57.329	40.001	79	2:57.251	1:12.624	18	2:42.830	11.986	14	2:47.928	1:23.623	9	2:44.617	17.140
88	2:59.679	40.379	88	2:56.741	1:12.812	90	3:08.134	1 Lap	12	2:50.401	2:02.652	18	2:45.606	27.424
37	2:57.164	40.991	31	2:56.009	1:19.281	81	2:44.039	32.198	79	2:55.058	2:23.675	99	2:44.753	42.256
31	3:04.738	46.289	27	3:01.359	1:52.093	21	2:46.108	33.687	88	2:55.040	2:24.055	81	2:42.872	43.770
27	3:04.613	1:04.883	90	3:03.975	2:10.503	77	2:45.293	34.755	37	2:55.167	2:24.974	11	2:40.939	49.604
90	3:08.245	1:16.673	Lap 5			59	2:45.845	41.737	31	2:50.700	2:26.148	21	2:47.061	1:02.326
Lap 3														
1	2:40.020		1	2:40.781		11	2:46.076	43.277	Lap 10			7	2:45.896	1:02.471
9	2:41.083	3.730	2	2:40.550	5.237	57	2:48.207	52.439	1	2:40.838		77	2:47.924	1:03.682
Lap 6														
1	2:40.769		9	2:42.151	6.134	14	2:50.355	1:07.020	2	2:40.820	3.474	59	2:45.304	1:05.638
2	2:40.623	5.091	18	2:41.258	9.312	41	2:50.282	1:07.131	9	2:43.208	11.841	57	2:48.030	1:23.321
9	2:41.694	7.059	99	2:44.422	21.482	12	3:03.951	1:27.433	18	2:43.594	20.418	27	3:00.967	1 Lap
18	2:42.215	10.758	21	2:44.839	24.459	79	2:54.923	1:55.701	99	2:44.738	36.560	41	2:49.957	1:49.495
99	2:43.624	24.337	81	2:44.483	24.804	88	2:54.953	1:56.259	81	2:43.646	40.705	14	2:51.270	1:50.748
21	2:45.491	29.181	77	2:44.462	26.466	37	2:55.056	1:56.817	11	2:43.536	49.780	90	3:10.127	1 Lap
81	2:45.726	29.761	59	2:45.793	32.704	31	2:54.568	2:00.567						





LOTUS CUP EUROPE

SPA EURO RACE


RACE 2

Analysis by lap

Lapped ■

No	Lap Time	Gap	No	Lap Time	Gap	No	Lap Time	Gap	No	Lap Time	Gap
12	2:53.331	2:32.690									






LOTUS CUP EUROPE SPA EURO RACE RACE 2

Sector Analysis

■ Personal Best ■ Session Best ■ Crossing the finish line in the pit lane

Lap	Time	Sector 1	Sector 2	Sector 3	T.Spd	Elapsed	Lap	Time	Sector 1	Sector 2	Sector 3	T.Spd	Elapsed		
1	Bence BALOGH						HUN	10	2:43.208	46.083	1:14.921	42.204	227.8	27:00.390	
							Evora GT4	11	2:43.741	46.600	1:14.737	42.404	227.8	29:44.131	
								12	2:44.617	46.225	1:15.309	43.083	228.3	32:28.748	
1	2:42.136	47.262	1:13.963	40.911		2:42.136									
2	2:40.048	44.940	1:13.821	41.287	231.3	5:22.184									
3	2:40.020	44.782	1:14.008	41.230	234.8	8:02.204									
4	2:40.268	45.077	1:13.825	41.366	233.8	10:42.472									
5	2:40.781	45.114	1:14.045	41.622	233.8	13:23.253									
6	2:40.769	45.342	1:13.957	41.470	233.8	16:04.022									
7	2:41.602	45.442	1:14.781	41.379	234.8	18:45.624									
8	2:41.523	44.965	1:15.058	41.500	234.3	21:27.147									
9	2:40.564	45.015	1:14.001	41.548	233.8	24:07.711									
10	2:40.838	45.131	1:14.347	41.360	233.3	26:48.549									
11	2:40.945	44.982	1:14.403	41.560	235.3	29:29.494									
12	2:42.114	46.065	1:14.421	41.628	230.8	32:11.608									
2	Pieter VERLINDE						BEL	11	Jason MCINULTY						GBR
							Evora GT4								Evora GT4
1	2:45.301	49.354	1:14.600	41.347		2:45.301	1	2:58.275	1:00.354	1:15.351	42.570		2:58.275		
2	2:40.986	45.344	1:14.565	41.077	231.8	5:26.287	2	2:48.213	47.867	1:16.196	44.150	229.3	5:46.488		
3	2:40.971	45.149	1:14.680	41.142	235.3	8:07.258	3	2:44.926	46.561	1:14.695	43.670	229.3	8:31.414		
4	2:40.682	45.199	1:14.433	41.050	234.8	10:47.940	4	2:46.659	46.742	1:14.961	44.956	216.0	11:18.073		
5	2:40.550	44.849	1:14.531	41.170	234.3	13:28.490	5	2:43.106	46.895	1:14.592	41.619	235.8	14:01.179		
6	2:40.623	45.141	1:14.347	41.135	234.8	16:09.113	6	2:41.646	45.688	1:14.301	41.657	232.3	16:42.825		
7	2:40.519	44.758	1:14.416	41.345	234.8	18:49.632	7	2:46.076	46.773	1:15.661	43.642	225.0	19:28.901		
8	2:41.130	44.966	1:14.956	41.208	233.8	21:30.762	8	2:43.988	46.264	1:15.756	41.968	233.3	22:12.889		
9	2:40.441	45.234	1:14.108	41.099	233.3	24:11.203	9	2:41.904	46.099	1:14.303	41.502	231.3	24:54.793		
10	2:40.820	44.847	1:14.709	41.264	233.8	26:52.023	10	2:43.536	45.698	1:15.559	42.279	233.8	27:38.329		
11	2:40.700	44.708	1:14.720	41.272	235.3	29:32.723	11	2:41.944	45.583	1:14.790	41.571	233.8	30:20.273		
12	2:40.680	44.696	1:14.737	41.247	236.3	32:13.403	12	2:40.939	45.090	1:13.959	41.890	235.8	33:01.212		
7	David MCINULTY						GBR	12	Ian FENWICK						GBR
							Exige V6 Cup R								2-Eleven
1	2:53.224	54.071	1:15.961	43.192		2:53.224	1	2:57.572	56.448	1:17.421	43.703		2:57.572		
2	2:45.246	46.668	1:15.645	42.933	223.6	5:38.470	2	2:50.118	48.645	1:17.745	43.728	211.4	5:47.690		
3	2:46.982	48.339	1:16.147	42.496	225.5	8:25.452	3	2:50.386	48.899	1:17.450	44.037	211.8	8:38.076		
4	2:45.427	47.189	1:15.686	42.552	223.1	11:10.879	4	2:50.739	49.658	1:16.919	44.162	207.3	11:28.815		
5	2:45.513	47.098	1:15.566	42.849	226.4	13:56.392	5	2:50.753	49.514	1:17.069	44.170	208.9	14:19.568		
6	2:45.759	47.198	1:15.745	42.816	227.8	16:42.151	6	2:49.538	49.576	1:16.369	43.593	208.5	17:09.106		
7	2:46.053	47.099	1:15.607	43.347	225.5	19:28.204	7	3:03.951 B	51.646	1:17.264	55.041	201.1	20:13.057		
8	2:46.712	47.132	1:15.871	43.709	215.1	22:14.916	8	3:06.905	1:05.296	1:17.375	44.234	207.3	23:19.962		
9	2:44.863	46.495	1:15.860	42.508	227.8	24:59.779	9	2:50.401	49.105	1:17.211	44.085	207.7	26:10.363		
10	2:44.236	46.509	1:15.684	42.043	229.3	27:44.015	10	2:50.469	49.573	1:16.865	44.031	207.7	29:00.832		
11	2:44.168	46.795	1:15.415	41.958	228.8	30:28.183	11	2:50.135	49.368	1:17.023	43.744	208.1	31:50.967		
12	2:45.896	46.480	1:16.370	43.046	216.0	33:14.079	12	2:53.331	49.298	1:17.216	46.817	206.5	34:44.298		
9	Xavier GEORGES						FRA	14	Nathalie GENOUD-PRACHEX						FRA
							Exige V6 Cup R								2-Eleven
1	2:43.936	48.629	1:13.787	41.520		2:43.936	1	2:56.626	55.197	1:17.927	43.502		2:56.626		
2	2:40.915	45.938	1:13.390	41.587	226.9	5:24.851	2	2:48.737	48.498	1:17.042	43.197	214.7	5:45.363		
3	2:41.083	46.053	1:13.393	41.637	229.3	8:05.934	3	2:48.365	48.358	1:16.477	43.530	213.4	8:33.728		
4	2:41.302	45.730	1:13.773	41.799	227.8	10:47.236	4	2:47.107	48.010	1:16.012	43.085	219.1	11:20.835		
5	2:42.151	45.747	1:14.924	41.480	219.5	13:29.387	5	2:51.120	48.553	1:17.722	44.845	214.7	14:11.955		
6	2:41.694	45.583	1:14.086	42.025	230.8	16:11.081	6	2:50.334	49.390	1:16.648	44.296	212.6	17:02.289		
7	2:42.188	45.587	1:14.847	41.754	230.3	18:53.269	7	2:50.355	49.271	1:17.144	43.940	210.5	19:52.644		
8	2:42.494	45.956	1:14.225	42.313	228.8	21:35.763	8	2:50.762	48.707	1:18.134	43.921	214.3	22:43.406		
9	2:41.419	45.418	1:14.136	41.865	229.3	24:17.182	9	2:47.928	47.943	1:16.719	43.266	210.1	25:31.334		
17	Thierry VERHIEST						BEL	17	Steve WILLIAMS						GBR
							Exige V6 Cup R								Evora GT4
1	2:49.932	51.141	1:16.372	42.419		2:49.932	1	2:49.932	51.141	1:16.372	42.419		2:49.932		
2	2:44.833	45.711	1:16.029	43.093	223.6	5:34.765	2	2:44.833	45.711	1:16.029	43.093	223.6	5:34.765		
3	4:04.634 B	45.839	1:37.307	1:41.488	221.3	9:39.399	3	4:04.634 B	45.839	1:37.307	1:41.488	221.3	9:39.399		






LOTUS CUP EUROPE SPA EURO RACE RACE 2

Sector Analysis

■ Personal Best ■ Session Best ■ Crossing the finish line in the pit lane

Lap	Time	Sector 1	Sector 2	Sector 3	T.Spd	Elapsed	Lap	Time	Sector 1	Sector 2	Sector 3	T.Spd	Elapsed
21 Daniel PALMA SWE Exige V6 Cup R													
1	2:48.202	49.970	1:16.300	41.932		2:48.202							
2	2:45.560	45.935	1:16.910	42.715	225.9	5:33.762							
3	2:44.946	46.254	1:15.907	42.785	230.3	8:18.708							
4	2:44.165	46.029	1:15.739	42.397	228.8	11:02.873							
5	2:44.839	46.324	1:16.042	42.473	229.3	13:47.712							
6	2:45.491	46.544	1:16.170	42.777	228.8	16:33.203							
7	2:46.108	46.492	1:16.426	43.190	226.9	19:19.311							
8	2:45.958	46.457	1:16.078	43.423	225.9	22:05.269							
9	2:46.860	46.276	1:16.917	43.667	221.8	24:52.129							
10	2:48.310	47.093	1:17.357	43.860	220.9	27:40.439							
11	2:46.434	46.487	1:16.726	43.221	228.3	30:26.873							
12	2:47.061	46.540	1:16.828	43.693	227.4	33:13.934							
27 John ENGELBORGHES BEL Exige S2													
1	3:22.454	1:05.519	1:28.232	48.703		3:22.454							
2	3:04.613	52.108	1:25.548	46.957	197.1	6:27.067							
3	3:06.139	54.061	1:24.639	47.439	197.4	9:33.206							
4	3:01.359	51.021	1:23.990	46.348	203.0	12:34.565							
5	3:00.753	50.714	1:23.728	46.311	205.3	15:35.318							
6	3:00.211	51.008	1:23.069	46.134	205.3	18:35.529							
7	3:03.102	51.327	1:24.622	47.153	200.0	21:38.631							
8	3:01.389	51.526	1:23.761	46.102	206.1	24:40.020							
9	3:03.047	51.518	1:23.722	47.807	203.8	27:43.067							
10	2:59.024	50.761	1:22.832	45.431	197.4	30:42.091							
11	3:00.967	50.883	1:23.738	46.346	205.3	33:43.058							
31 István KIRÁLY HUN Exige V6 Cup R													
1	3:03.735	56.832	1:22.389	44.514		3:03.735							
2	3:04.738	49.802	1:29.721	45.215	217.7	6:08.473							
3	2:57.271	49.107	1:22.638	45.526	220.0	9:05.744							
4	2:56.009	48.479	1:21.072	46.458	214.7	12:01.753							
5	2:54.856	48.689	1:21.343	44.824	221.3	14:56.609							
6	2:55.014	49.691	1:21.170	44.153	214.7	17:51.623							
7	2:54.568	48.253	1:22.226	44.089	207.3	20:46.191							
8	2:56.968	48.230	1:23.821	44.917	216.0	23:43.159							
9	2:50.700	47.727	1:19.205	43.768	224.5	26:33.859							
10	2:59.916	51.476	1:24.049	44.391	186.2	29:33.775							
11	2:54.448	48.109	1:20.904	45.435	222.7	32:28.223							
37 Mark YATES GBR Elise Cup R													
1	3:06.011	59.947	1:20.451	45.613		3:06.011							
2	2:57.164	50.735	1:20.776	45.653	206.9	6:03.175							
3	2:55.018	50.563	1:18.734	45.721	206.1	8:58.193							
4	2:56.800	50.866	1:19.510	46.424	204.9	11:54.993							
5	2:57.143	51.899	1:19.340	45.904	184.9	14:52.136							
6	2:55.249	50.836	1:19.056	45.357	206.5	17:47.385							
7	2:55.056	51.201	1:18.436	45.419	204.5	20:42.441							
8	2:55.077	51.038	1:18.924	45.115	206.9	23:37.518							
9	2:55.167	50.828	1:19.155	45.184	206.1	26:32.685							
10	2:54.494	50.760	1:18.479	45.255	205.7	29:27.179							
11	2:56.315	51.471	1:19.650	45.194	203.8	32:23.494							
41 Anthony FOURNIER FRA 2-Eleven													
1	2:53.620	54.241	1:16.350	43.029		2:53.620							
2	2:47.914	48.878	1:15.659	43.377	208.1	5:41.534							
3	2:49.433	49.362	1:16.591	43.480	205.7	8:30.967							
4	2:49.080	50.089	1:15.332	43.659	202.2	11:20.047							
5	2:51.671	49.775	1:17.492	44.404	203.0	14:11.718							
6	2:50.755	51.272	1:15.223	44.260	202.6	17:02.473							
7	2:50.282	49.972	1:16.511	43.799	203.8	19:52.755							
8	2:49.087	49.740	1:15.879	43.468	201.9	22:41.842							
9	2:48.201	49.347	1:15.412	43.442	202.2	25:30.043							
10	2:50.506	49.259	1:17.061	44.186	201.9	28:20.549							
11	2:50.597	49.701	1:16.886	44.010	202.6	31:11.146							
12	2:49.957	49.436	1:16.606	43.915	202.2	34:01.103							
51 David HARVEY GBR 340R													
1	2:55.598	54.951	1:17.771	42.876		2:55.598							
2	2:49.239	47.209	1:18.881	43.149	202.2	5:44.837							
57 Franck / Chris LAROCHE / LAROCHE FRA 2-Eleven													
1	2:52.568	52.914	1:16.430	43.224		2:52.568							
2	2:46.233	47.763	1:15.441	43.029	210.1	5:38.801							
3	2:48.390	50.451	1:15.147	42.792	207.3	8:27.191							
4	2:47.330	49.024	1:15.190	43.116	204.5	11:14.521							
5	2:47.725	49.142	1:15.057	43.526	206.5	14:02.246							
6	2:47.610	48.927	1:15.327	43.356	207.7	16:49.856							
7	2:48.207	48.984	1:15.938	43.285	206.1	19:38.063							
8	2:47.532	48.761	1:15.500	43.271	206.5	22:25.595							
9	2:46.437	48.409	1:15.184	42.844	206.5	25:12.032							
10	2:47.111	48.827	1:15.283	43.001	206.5	27:59.143							
11	2:47.756	48.992	1:15.592	43.172	206.9	30:46.899							
12	2:48.030	48.238	1:16.164	43.628	206.9	33:34.929							
59 Robin NILSSON SWE Exige V6 Cup R													
1	2:51.774	52.367	1:16.709	42.698		2:51.774							
2	2:46.434	46.599	1:15.812	44.023	226.4	5:38.208							
3	2:46.536	47.524	1:16.275	42.737	226.9	8:24.744							
4	2:45.420	46.641	1:15.821	42.958	227.4	11:10.164							
5	2:45.793	46.324	1:16.159	43.310	229.3	13:55.957							





LOTUS CUP EUROPE SPA EURO RACE RACE 2

Sector Analysis

■ Personal Best
 ■ Session Best
 ■ Crossing the finish line in the pit lane

Lap	Time	Sector 1	Sector 2	Sector 3	T.Spd	Elapsed	Lap	Time	Sector 1	Sector 2	Sector 3	T.Spd	Elapsed
6	2:45.559	46.620	1:16.177	42.762	228.3	16:41.516	4	2:56.741	51.500	1:18.768	46.473	203.0	11:55.284
7	2:45.845	46.690	1:16.152	43.003	228.8	19:27.361	5	2:56.122	51.410	1:19.120	45.592	199.6	14:51.406
8	2:47.191	46.558	1:16.738	43.895	227.8	22:14.552	6	2:55.524	51.183	1:19.171	45.170	203.4	17:46.930
9	2:44.364	46.231	1:15.930	42.203	231.3	24:58.916	7	2:54.953	51.235	1:18.386	45.332	201.1	20:41.883
10	2:48.221	46.448	1:19.791	41.982	228.8	27:47.137	8	2:54.843	50.984	1:18.944	44.915	203.8	23:36.726
11	2:44.805	46.581	1:15.905	42.319	232.8	30:31.942	9	2:55.040	50.522	1:19.301	45.217	204.2	26:31.766
12	2:45.304	46.355	1:16.189	42.760	228.8	33:17.246	10	2:54.944	50.745	1:19.099	45.100	204.2	29:26.710
							11	2:56.131	51.559	1:19.012	45.560	199.6	32:22.841

77 Philippe / Jean Baptiste LOUP / LOUP							FRA						
2-Eleven													
1	2:51.365	51.325	1:16.547	43.493		2:51.365							
2	2:46.811	47.495	1:15.802	43.514	222.7	5:38.176							
3	2:43.549	46.726	1:14.483	42.340	223.6	8:21.725							
4	2:43.532	46.600	1:14.699	42.233	222.7	11:05.257							
5	2:44.462	46.799	1:15.023	42.640	221.8	13:49.719							
6	2:45.367	47.087	1:15.633	42.647	221.3	16:35.086							
7	2:45.293	47.192	1:15.553	42.548	220.9	19:20.379							
8	2:45.998	47.350	1:15.681	42.967	218.2	22:06.377							
9	2:46.116	47.380	1:15.330	43.406	221.3	24:52.493							
10	2:48.572	48.444	1:16.467	43.661	206.1	27:41.065							
11	2:46.301	47.210	1:15.977	43.114	219.5	30:27.366							
12	2:47.924	46.990	1:16.351	44.583	220.4	33:15.290							

79 Jean-Pierre GENOUD-PRACHEX							FRA						
2-Eleven													
1	3:04.856	59.813	1:20.315	44.728		3:04.856							
2	2:57.329	51.088	1:20.942	45.299	203.8	6:02.185							
3	2:55.660	50.596	1:19.482	45.582	203.0	8:57.845							
4	2:57.251	50.895	1:19.666	46.690	202.2	11:55.096							
5	2:55.942	50.748	1:19.733	45.461	203.4	14:51.038							
6	2:55.364	51.140	1:19.222	45.002	202.6	17:46.402							
7	2:54.923	50.833	1:19.101	44.989	201.5	20:41.325							
8	2:55.003	50.855	1:19.411	44.737	203.0	23:36.328							
9	2:55.058	50.462	1:19.543	45.053	202.2	26:31.386							
10	2:54.931	50.446	1:19.567	44.918	203.4	29:26.317							
11	2:55.854	50.918	1:19.843	45.093	203.4	32:22.171							

81 Tamas VIZIN							HUN						
Exige V6 Cup R													
1	2:50.952	53.357	1:15.462	42.133		2:50.952							
2	2:43.600	45.957	1:14.901	42.742	226.4	5:34.552							
3	2:46.014	46.383	1:17.402	42.229	225.0	8:20.566							
4	2:43.008	46.529	1:14.668	41.811	223.1	11:03.574							
5	2:44.483	46.239	1:15.849	42.395	225.5	13:48.057							
6	2:45.726	47.076	1:15.613	43.037	224.5	16:33.783							
7	2:44.039	46.783	1:15.018	42.238	225.5	19:17.822							
8	2:44.304	46.978	1:15.182	42.144	221.3	22:02.126							
9	2:43.482	46.771	1:14.808	41.903	223.1	24:45.608							
10	2:43.646	46.802	1:15.076	41.768	224.5	27:29.254							
11	2:43.252	46.844	1:14.538	41.870	223.6	30:12.506							
12	2:42.872	46.722	1:14.614	41.536	222.2	32:55.378							

88 Sven PETTERSSON							SWE						
Elise Cup R													
1	3:02.884	59.074	1:18.614	45.196		3:02.884							
2	2:59.679	52.328	1:22.075	45.276	196.7	6:02.563							
3	2:55.980	51.409	1:18.852	45.719	201.9	8:58.543							

90 Lucas BSCHER							CHE						
Exige S2													
1	3:30.612	1:24.182				3:30.612							
2	3:08.245					6:38.857							
3	3:10.143					9:49.000							
4	3:03.975					12:52.975							
5	3:02.817					15:55.792							
6	3:08.134					19:03.926							
7	3:05.310					22:09.236							
8	3:02.797					25:12.033							
9	3:04.628					28:16.661							
10	3:06.443					31:23.104							
11	3:10.127					34:33.231							

92 Christophe LISANDRE							FRA						
2-Eleven													
1	3:51.144	B	1:23.046	1:24.908	1:03.190	3:51.144							

99 Nikolaj IPSEN							DNK						
Exige V6 Cup R													
1	2:48.801	50.164	1:16.598	42.039		2:48.801							
2	2:44.069	45.443	1:16.172	42.454	230.8	5:32.870							
3	2:44.119	45.950	1:16.177	41.992	230.8	8:16.989							
4	2:43.324	45.788	1:15.753	41.783	230.3	11:00.313							
5	2:44.422	46.057	1:16.012	42.353	226.4	13:44.735							
6	2:43.624	45.734	1:15.689	42.201	231.3	16:28.359							
7	2:44.300	46.160	1:16.092	42.048	230.3	19:12.659							
8	2:43.903	45.696	1:15.934	42.273	225.5	21:56.562							
9	2:43.809	46.057	1:15.218	42.534	231.3	24:40.371							
10	2:44.738	46.244	1:15.935	42.559	230.3	27:25.109							
11	2:44.002	45.780	1:16.341	41.881	233.3	30:09.111							
12	2:44.753	46.232	1:15.991	42.530	229.8	32:53.864							

